LNT-65 RGBW

4.5W IP67/68 COLOR CHANGING + WHITE NEON SERIES

CORE ARCHITECTURAL LIGHTING

UPDATED: 10.05.26

Project _____
Location _____
Quote/ Ref # _____

LNT-65 RGBW is a high performance flexible LED fixture designed as a neon replacement. Suitable for indoor and outdoor applications, the LNT-65 RGBW can bend around contours or tight radiuses without being damaged. It allows for easy installation with its factory sealed terminators and self-locking male and female barrel connectors.

SPECIFICATIONS

INPUT VOLTAGE	24V DC Constant Voltage
POWER CONSUMPTION	4.5W per Ft.
LUMEN OUTPUT	190 Lm/ Ft.
LED CHIP	NICHIA
CRI	88+
COLOR TEMPERATURE	RGB+27K/ RGB+40K
DIMMING	Through RGBW controller
MAXIMUM RUN LENGTH	32 Ft.
MINIMUM RUN LENGTH	9.84 in.
CUT INTERVALS	Every 83.33mm (3.28 in)
STORAGE TEMPERATURE	-40°F (-40°C) to 176°F (80°C)
OPERATING TEMPERATURE	-4°F (-20°C) to 113°F (45°C)
BEAM ANGLE	160°
HUMIDITY	0-95% Non Condensing
IP RATING	IP67/IP68 | IP68CW
CERTIFICATIONS	UL Listed, UL-676 (IP68CW)
LUMEN MAINTENANCE	50,000 Hrs.

FEATURES

- High color consistency and smooth illumination
- Multiple CCT options available
- Bottom, Side and End Feed options
- UL Listed (US and Canada)
- UL-676 Pool Submersible (IP68CW model)
- Waterproof/ Underwater Submersible

** This product is factory-cut only. Do not field modify.*

INDOOR OUTDOOR 88+ CRI RGBW DIMMABLE IP67 IP68 50,000 HRS c UL us LISTED 676 POOL & SPA SUBMERSIBLE 5 YEAR WARRANTY

MODEL	LENS	SURFACE	COLOR TEMP	LENGTH	VOLT	RATING	INPUT	LENGTH	OUTPUT	LENGTH*
LNT-65	**F** Flat	**HB** Horizontal Bend **VB** Vertical Bend	**RGBW27K** RGB+2700K **RGBW40K** RGB+4000K	Please refer to page 6 for exact cutting lengths.	**24** 24V DC	**IP68** IP67/ 68 **IP68CW** Chlorine Water	**BF** Bottom Feed **SFL** Side Feed Left **SFR** Side Feed Right **EF** End Feed	**HW3** 3 Ft. Power Feed **HW10** 10 Ft. Power Feed **HW15** 15 Ft. Power Feed **HW30** 30 Ft. Power Feed **HW50** 50 Ft. Power Feed	**BF** Bottom Feed **SFL** Side Feed Left **SFR** Side Feed Right **EF** End Feed **EC** End Cap	**HW3** 3 Ft. Power Feed **HW10** 10 Ft. Power Feed **HW15** 15 Ft. Power Feed **HW30** 30 Ft. Power Feed **HW50** 50 Ft. Power Feed ** Not compatible with End Cap (EC)*

LNT-65 RGBW

UPDATED: 10.05.26

4.5W IP67/68 COLOR CHANGING + WHITE NEON SERIES

DIMENSIONS

LNT65-HB (HORIZONTAL BEND)

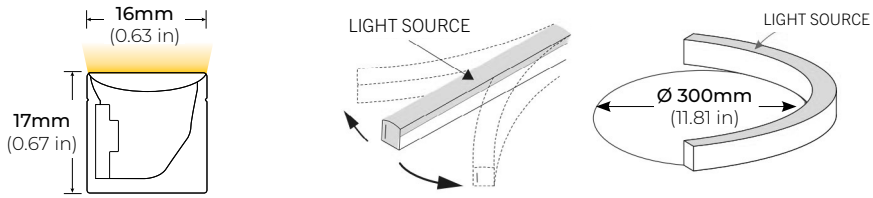

LNT65-VB (VERTICAL BEND)

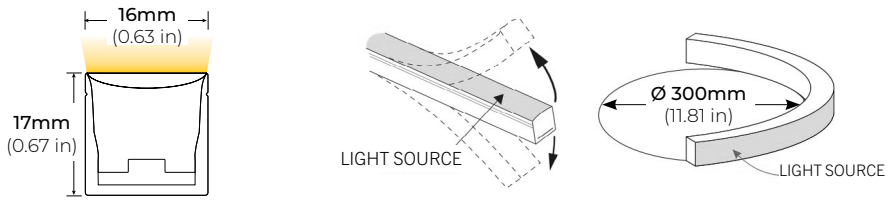

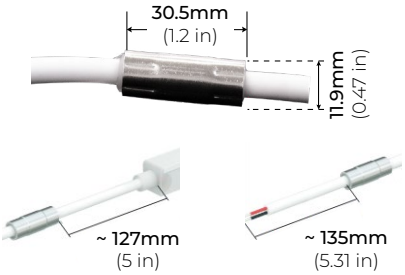

ABOVE WATER | UNDERWATER

POWER FEED CHOKER

All CORE Lighting IP67/IP68 Neons include a choker that sits roughly 5" from the end of the Neon for above water applications, and roughly 5.31" from the end of the cable for underwater applications.

**Warranty is void if removed.*

COMPATIBLE ACCESSORIES

SELF LOCKING ALUMINUM PROFILE

LNT65-AC2
0.78" PROFILE

LNT65-AC39
39" PROFILE

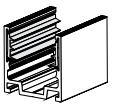

LNT65-AC2

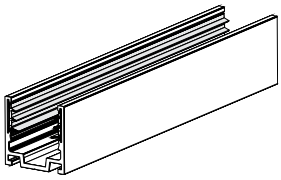

LNT65-AC39

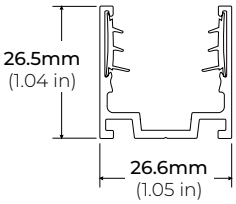

RECESSED PROFILE

LNT65-RS39
39" PROFILE

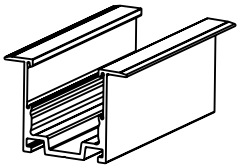

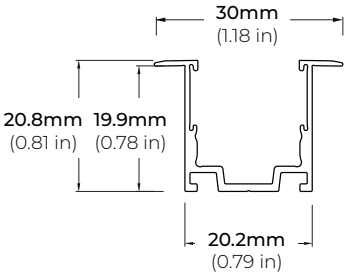

FLEXIBLE PROFILE

LNT65-SPX39-WH
39" PROFILE (WHITE)

LNT65-SPX39-BK
39" PROFILE (BLACK)

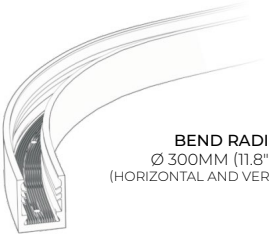

BEND RADIUS
Ø 300MM (11.8") MIN.
(HORIZONTAL AND VERTICAL BEND)

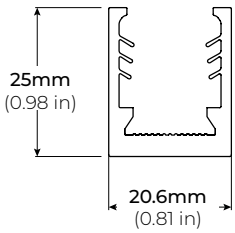

LNT-65 RGBW

UPDATED: 10.05.26

4.5W IP67/68 COLOR CHANGING + WHITE NEON SERIES

COMPATIBLE ACCESSORIES

RACEWAY PROFILE

LNT65-ARC39-SI
39” PROFILE (SILVER)

LNT65-ARC39-WH
39” PROFILE (WHITE)

LNT65-ARC39-BK
39” PROFILE (BLACK)

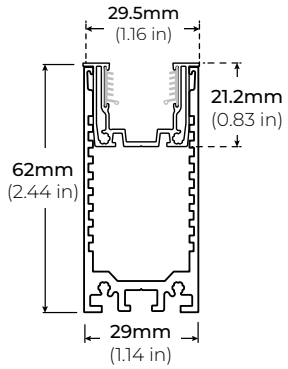

LNT65-ARC39

LNT65-ARC-EC
END CAPS

* Set of 2 (1 with Hole and 1 without Hole)

* Sold Separately

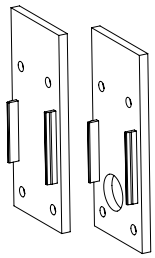

LNT65-ARC-EC

LNT65-ARC-JB
JOINER BRACKET

* Sold Separately

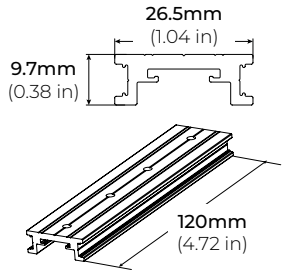

LNT65-ARC-JB

LNT65-BKT-ADJ
ADJUSTABLE BRACKET

* Only compatible with LNT65-AC2 and LNT65-AC39

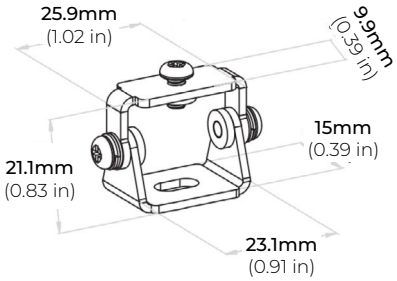

LNT-65 RGBW

UPDATED: 10.05.26

4.5W IP67/68 COLOR CHANGING + WHITE NEON SERIES

IP67/68 POWER FEED

BF
BOTTOM FEED

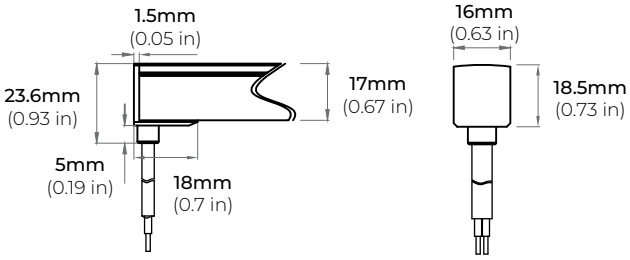

SFL
SIDE FEED LEFT



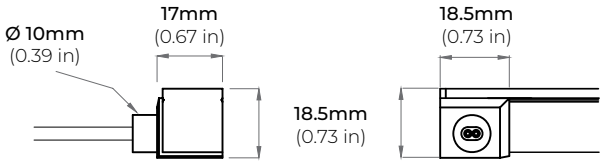

SFR
SIDE FEED RIGHT



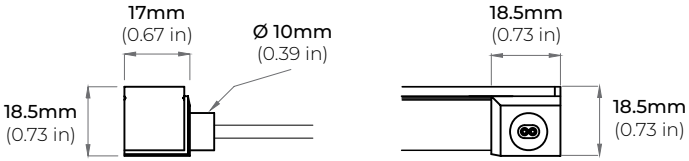

EF
END FEED

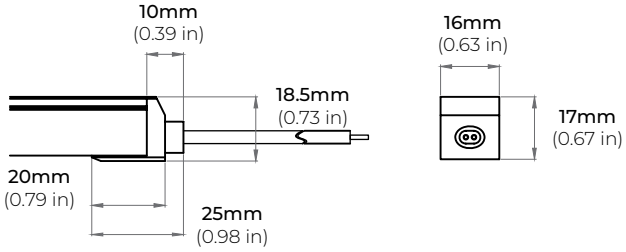

LNT65-EC
END CAP



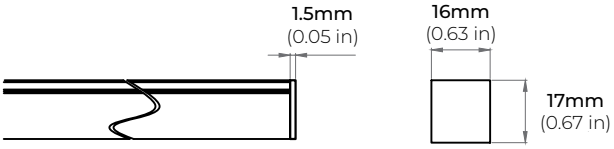

LNT-65 RGBW

UPDATED: 10.05.26

4.5W IP67/68 COLOR CHANGING + WHITE NEON SERIES

IP68CW POWER FEED

BF
BOTTOM FEED

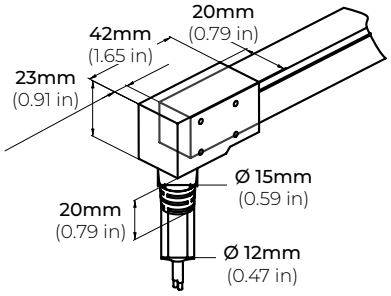

SFL
SIDE FEED LEFT

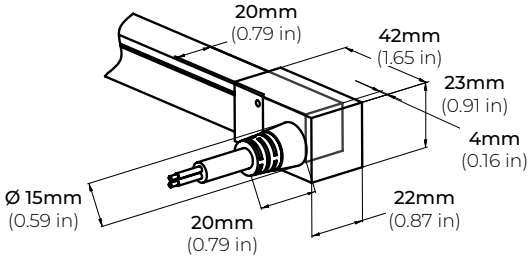

SFR
SIDE FEED RIGHT

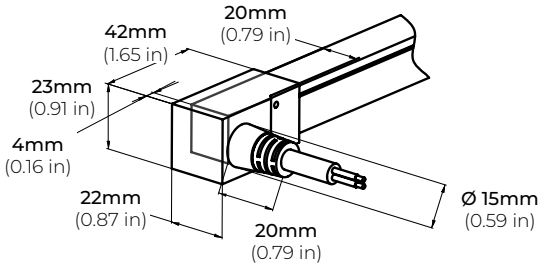

EF
END FEED

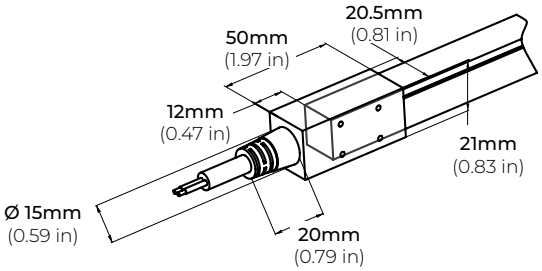

LNT65-EC
END CAP

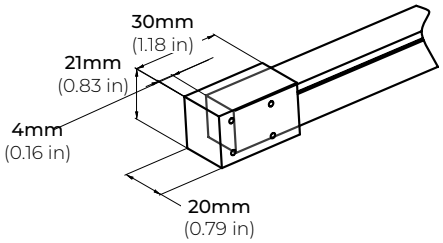

LNT-65 RGBW

UPDATED: 10.05.26

4.5W IP67/68 COLOR CHANGING + WHITE NEON SERIES

CUTTING LENGTHS

*LNT-65 RGBW is cuttable every **3.28" (8.33CM)**. Please refer to the chart below to determine actual lengths once LED is cut versus actual lengths required or specified.*

Total Length Calculation = LNT Neon Series Length + End Feed option Length
***Example:** 98.6" Total Length = LNT Neon Series (98.4") + (0.20") Side Feed*

** Optional lead wire lengths available: **3Ft., 10Ft., 16Ft., 32Ft., 50Ft.***
**** Minimum Run Length is 9.84".***

POWER FEED OPTION	
END FEED	1.1"
BOTTOM FEED	0.20"
SIDE FEED	0.20"

CUTTING LENGTH INCREMENT TABLE

LENGTH (IN)	LENGTH (IN)	LENGTH (IN)
9.84	137.76	265.68
13.12	141.04	268.96
16.4	144.32	272.24
19.68	147.6	275.52
22.96	150.88	278.8
26.24	154.16	282.08
29.52	157.44	285.36
32.8	160.72	288.64
36.08	164	291.92
39.36	167.28	295.2
42.64	170.56	298.48
45.92	173.84	301.76
49.2	177.12	305.04
52.48	180.4	308.32
55.76	183.68	311.6
59.04	186.96	314.88
62.32	190.24	318.16
65.6	193.52	321.44
68.88	196.8	324.72
72.16	200.08	328
75.44	203.36	331.28
78.72	206.64	334.56
82	209.92	337.84
85.28	213.2	341.12
88.56	216.48	344.4
91.84	219.76	347.68
95.12	223.04	350.96
98.4	226.32	354.24
101.68	229.6	357.52
104.96	232.88	360.8
108.24	236.16	364.08
111.52	239.44	367.36
114.8	242.72	370.64
118.08	246	373.92
121.36	249.28	377.2
124.64	252.56	380.48
127.92	255.84	383.76
131.2	259.12	
134.48	262.4	

LNT-65 RGBW

UPDATED: 10.05.26

4.5W IP67/68 COLOR CHANGING + WHITE NEON SERIES

DMX CONTROLLERS

All DMX Controllers require a DMX Decoder and Non-Dimming Driver.
Please refer for page 8 and 10 for compatible options.

RGB CT600
MULTI-FUNCTION RGBW WALL CONTROLLER

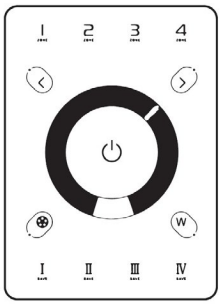

INPUT VOLTAGE	5V DC, 1A
OUTPUT SIGNAL	RF 2.4GHZ + DMX512
CONTROL	4 ZONES
COLOR OPTIONS	Black/ White
WORKING TEMP	-20°C ~ 40°C
DIMENSIONS	LxWxH (5.19”x7.08”x1.38”)

RGB-SCW4
WiFi DMX WALL CONTROLLER

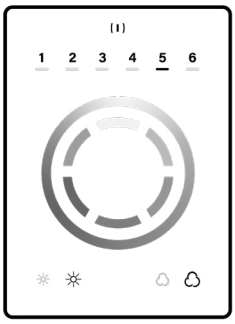

INPUT VOLTAGE	5 - 10V DC, 06A
OUTPUT SIGNAL	DMX512 (x2)
PROGRAMMABILITY	PC/ MAC
COLOR OPTIONS	Black/ White
CONNECTIONS	USB/ 8dry contact ports/ Open drain output (for relay)
MEMORY	Built-In Flash
WORKING TEMP	-10°C ~ 45°C
DIMENSIONS	LxWxH (5.75”x4.17”x0.43”)

RGB-SDE3
WiFi DMX WALL CONTROLLER



INPUT VOLTAGE	6V DC, 0.6A
OUTPUT SIGNAL	DMX512 (x2)
PROGRAMMABILITY	PC/ MAC/ Tablet/ Smartphone
COLOR OPTIONS	Black/ White
CONNECTIONS	USB/ Ethernet/ RS232/ CLock/ 8dry contact ports/ 5V output relay
MEMORY	MicroSD Card
WORKING TEMP	-20°C ~ 40°C
DIMENSIONS	LxWxH (5.75”x4.17”x0.43”)

LNT-65 RGBW

UPDATED: 10.05.26

4.5W IP67/68 COLOR CHANGING + WHITE NEON SERIES

DMX DECODERS

All DMX Decoders require a DMX Controller and Non-Dimming Driver.
Please refer for page 7 and 10 for compatible options.

RGB-DMX-4C-RJ45
4-CHANNEL DMX DECODER

INPUT VOLTAGE	12V-24V DC
OUTPUT CURRENT	8A X 4CH
OUTPUT WATTAGE	4 x (96W ~ 288W)
OUTPUT CHANNELS	4
DIMENSIONS	LxWxH (6.5”x2.38”x1.27”)

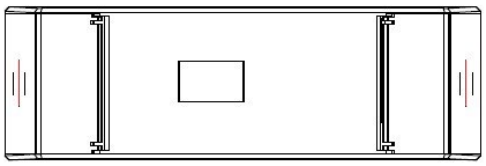

RGB-DMX-5C-XLR
5-CHANNEL DMX DECODER

INPUT VOLTAGE	12V-24V DC
OUTPUT CURRENT	8A X 5CH
OUTPUT WATTAGE	5 x (96W ~ 192W)
OUTPUT CHANNELS	5
DIMENSIONS	LxWxH (6.45”x2.87”x1.5”)

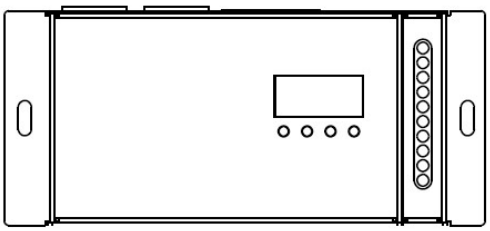

LNT-65 RGBW

UPDATED: 10.05.26

4.5W IP67/68 COLOR CHANGING + WHITE NEON SERIES

NON-DMX CONTROLLERS

RGB-CT550
RGBW WIRELESS RECEIVER / CONTROLLER SYSTEM

INPUT VOLTAGE	DC5V ~ DC24V
POWER CAPACITY	100W (5V) | 240W (12V) | 480W (24V)
OUTPUT CURRENT	5A per Channel (20A Total)
WORKING TEMP	-30°C~55°C (-22°F~131°F)
DIMENSIONS	LxWxH (6.89"x1.73"x1.18")

** Paired with RGB-CT550-RX (Sold Separately)*

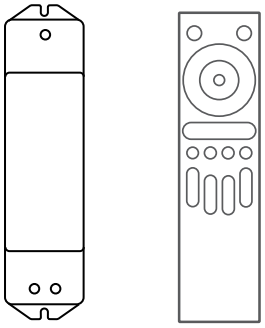

* RGB-CT500-RX
(Sold Separately)

RGB-CT550-RX
RGBW WIRELESS RECEIVER / CONTROLLER SYSTEM (REMOTE)

REMOTE DISTANCE	100 Ft. (Line of Sight)
FREQUENCY	2.4 GHz
DIMENSIONS	LxWxH (6.38"x1.65"x0.59")
WEIGHT	0.44lbs.

** Paired with RGB-CT550 (Sold Separately)*

RGB-CT700
MASTER RGBW WIFI CONTROLLER

INPUT VOLTAGE	12-24V DC
OUTPUT TYPE	Constant Voltage
POWER CAPACITY	288W (12V) | 384W (24V)
OUTPUT CURRENT	5A per Channel (20A Total)
WORKING TEMP	-4°F (-20°C) ~ 122°F (50°C)
DIMENSIONS	LxWxH (7 x1.8 x 0.8")

** Paired with RGB-CT705ZR (Sold Separately)*



RGB-CT705ZR
SLAVE RGBW WIFI CONTROLLER

INPUT VOLTAGE	12-24V DC
OUTPUT TYPE	Constant Voltage
POWER CAPACITY	288W (12V) | 384W (24V)
OUTPUT CURRENT	5A per Channel (20A Total)
WORKING TEMP	-4°F (-20°C) ~ 122°F (50°C)
DIMENSIONS	LxWxH (7 x0,63 x 0.71")

** Paired with RGB-CT700 (Sold Separately)*



NON-DMX CONTROLLERS (CONTINUED)

RGB-CT840
BLUETOOTH TOUCH PANEL WALL CONTROLLER

INPUT VOLTAGE	12-24V DC
ZONES	4
CONTROL MODE	RGB | RGBW
WIRELESS PROTOCOL	Bluetooth 5.0 SIG Mesh
WORKING TEMP	-20°C ~ 55°C
DIMENSIONS	LxWxH (4.7"x3"x1.2")

** Paired with RGB-CT800-RC (Sold Separately)*

RGB-CT800-RC
BLUETOOTH CONSTANT VOLTAGE LED RECEIVER

INPUT VOLTAGE	12V | 24V
OUTPUT CURRENT	4Ax5CH / 5Ax4CH (20A Max)
POWER CAPACITY	240W (12V) | 480W (24V)
PROGRAMMABILITY	iOS and Android
WORKING TEMP	-20°C ~ 55°C
DIMENSIONS	LxWxH (6.9 x1.7 x 1.2")

** Paired with RGB-CT840 (Sold Separately)*

NON-DIMMING DRIVERS

PSHK SERIES
NON-DIMMING CONSTANT VOLTAGE WITH JUNCTION BOX
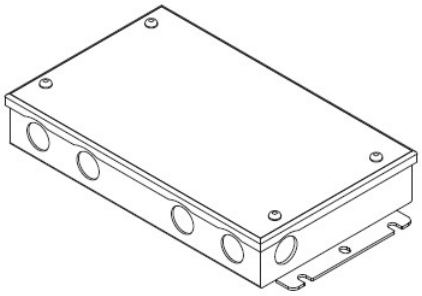
PSHK-30W-24V	CLASS 2	6.5" X 3.6" X 1.02"
PSHK-60W-24V	CLASS 2	7.4" X 3.62" X 1.02"
PSHK-96W-24V	CLASS 2	8.66" X 3.66" X 1.61"
PSHK-150W-24V		10.24" X 4.06" X 1.81"
PSHK-200W-24V		10.24" X 4.06" X 1.81"
PSHK-288W-24V	CLASS 2	11.85" X 4.25" X 1.82"
PSHK-300W-24V		10.24" X 4.25" X 1.81"