

LPS FRAMELESS RGBW CUSTOM PANEL

CUSTOMIZABLE RGBW LED SHEET PANEL LIGHTING SYSTEM


UPDATED: 06.11.26

Project _____

Location _____

Quote/ Ref # _____

Manufactured with high-quality light guide plate with advanced laser dot technology for uniform and seamless illumination and maximum brightness. Suitable for: Hospitality, Retail, Residential, Bars, Restaurants, Accent Lighting, Cove lighting, Millwork, Branding, Signage and Custom Fixtures.



SPECIFICATIONS

INPUT VOLTAGE	24V DC
POWER CONSUMPTION	4.5W/ Sq Ft.
THICKNESS	12.5mm
LUMEN OUTPUT	55 Lm/ W
COLOR TEMPERATURE	RGB/ RGB+30K/ RGB+40K/ RGB+50K
WIRE SIZE	20 AWG 5 Wire
MAXIMUM SIZE	94.5 in. x 48 in. (L x W)
WEIGHT	1.46 lbs/ sq ft.
OPERATING VOLTAGE	120-277V
SURFACE LUX	2,000 - 10,000 LUX
UNIFORMITY	>85%
DIMMING	Through RGBW Controller
OPERATING TEMPERATURE	-22°F (-30°C) to 104°F (40°C)
ENVIRONMENT	Damp Location
LUMEN MAINTENANCE	50,000 Hrs.
CERTIFICATIONS	UL Listed, CE, RoHS

FEATURES

- DMX Control
- 12.5mm Thickness
- Damp Location Rated
- Any shape or size up to 94.5" x 48" (L x W)
- UL Listed (US and Canada)

*Approved for closet/ storage space installation per NEC 410.16(A)(3) and 410.16(C)(5)



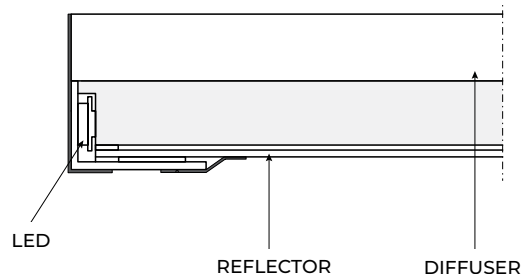
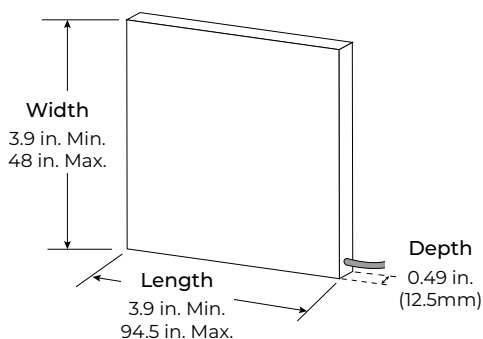
MODEL	COLOR TEMP	SIZE	LENS	POWER FEED	VOLT
LPS-FL	RGB RGB RGBW30K RGB+3000K RGBW40K RGB+4000K RGBW50K RGB+5000K	*XX Custom * L x W (length x width) Please consult factory	FR* Matte Frosted GL Gloss Frosted * Matte Frosted Diffuser is standard	<u>Side Feed</u> A1 A2 A3 A4 A5 A6 A7 A8 <u>Back Feed</u> B1 B2 B3 B4	24V 24V DC
				See page 3 for powerfeed reference	

LPS FRAMELESS RGBW CUSTOM PANEL

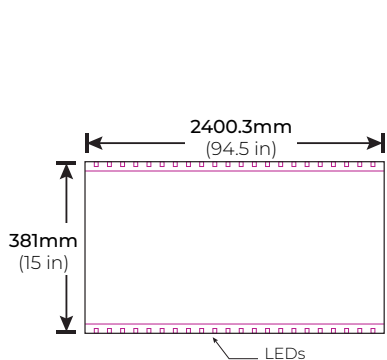
CUSTOMIZABLE RGBW LED SHEET PANEL LIGHTING SYSTEM

UPDATED: 06.11.26

DIMENSIONS

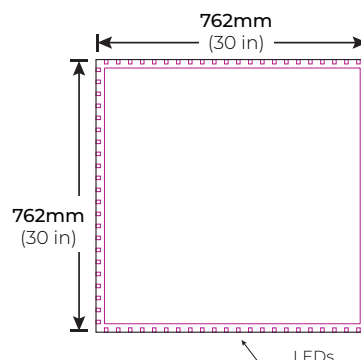


SURFACE ILLUMINATION



LED ON 2 SIDES

Over 15" between LEDs



LED ON 4 SIDES

Over 30" between LEDs

ILLUMINATION GUIDE

SIZE	LED STRIP	SURFACE BRIGHTNESS	WATT
6 in. x 6 in.	1 Side	6,000 Lx	2W
12 in. x 12 in.	1 Side	3,000 Lx	4W
24 in. x 24 in.	2 Sides	3,200 Lx	15W
36 in. x 36 in.	2 Sides	2,600 Lx	23W

LPS FRAMELESS RGBW CUSTOM PANEL

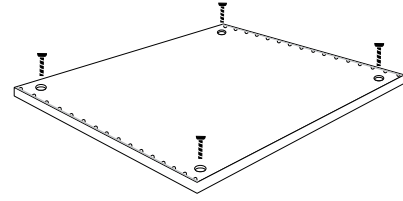
CUSTOMIZABLE RGBW LED SHEET PANEL LIGHTING SYSTEM

MOUNTING ACCESSORIES

Hardware provided by others.

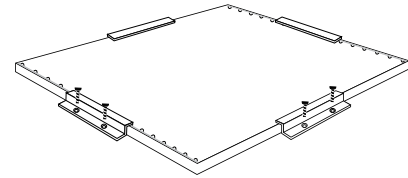
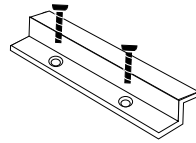
SCREWS

*Holes are drilled during the manufacturing process according to specification drawings.

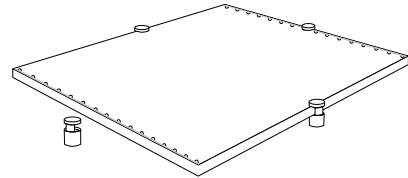
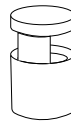


Z-CLIPS

*Screw Z-Clips to the back of the frame and to the wall.

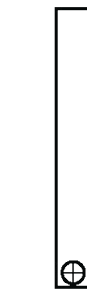
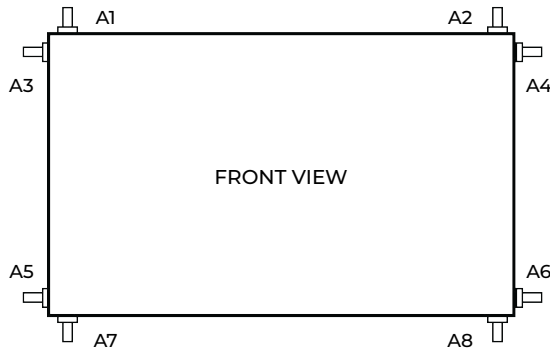


MIRROR CLIPS

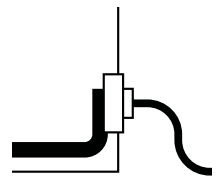


POWER FEED OPTIONS

TYPE A SIDE FEED

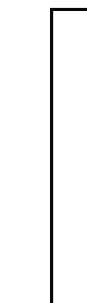
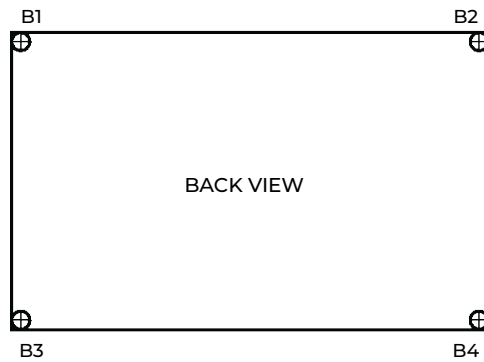


SIDE VIEW

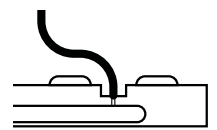


STANDARD EXIT

TYPE B BACK FEED



SIDE VIEW



REAR EXIT

LPS FRAMELESS RGBW CUSTOM PANEL

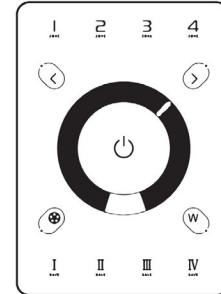
CUSTOMIZABLE RGBW LED SHEET PANEL LIGHTING SYSTEM

DMX CONTROLLERS

All DMX Controllers require a DMX Decoder. Please see page 5 for compatible options.

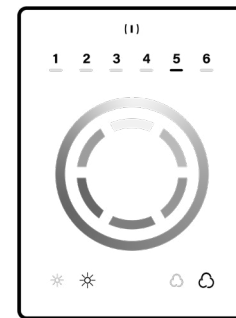
RGB CT600 MULTI-FUNCTION RGBW WALL CONTROLLER

INPUT VOLTAGE	5V DC, 1A
OUTPUT SIGNAL	RF 2.4GHZ + DMX512
CONTROL	4 ZONES
COLOR OPTIONS	Black/ White
WORKING TEMP	-20°C ~ 40°C
DIMENSIONS	LxWxH (5.19"x7.08"x1.38")




RGB-SCW4 WiFi DMX WALL CONTROLLER

INPUT VOLTAGE	5 - 10V DC, 06A
OUTPUT SIGNAL	DMX512 (x2)
PROGRAMMABILITY	PC/ MAC
COLOR OPTIONS	Black/ White
CONNECTIONS	USB/ 8dry contact ports/ Open drain output (for relay)
MEMORY	Built-In Flash
WORKING TEMP	-10°C ~ 45°C
DIMENSIONS	LxWxH (5.75"x4.17"x0.43")



RGB-SDE3 WiFi DMX WALL CONTROLLER

INPUT VOLTAGE	6V DC, 0.6A
OUTPUT SIGNAL	DMX512 (x2)
PROGRAMMABILITY	PC/ MAC/ Tablet/ Smartphone
COLOR OPTIONS	Black/ White
CONNECTIONS	USB/ Ethernet/ RS232/ CLock/ 8dry contact ports/ 5V output relay
MEMORY	MicroSD Card
WORKING TEMP	-20°C ~ 40°C
DIMENSIONS	LxWxH (5.75"x4.17"x0.43")



LPS FRAMELESS RGBW CUSTOM PANEL

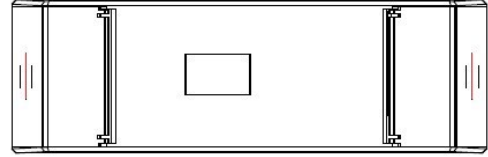
CUSTOMIZABLE RGBW LED SHEET PANEL LIGHTING SYSTEM

DMX DECODERS

All DMX Decoders require a DMX Controller. Please see page 4 for compatible options.

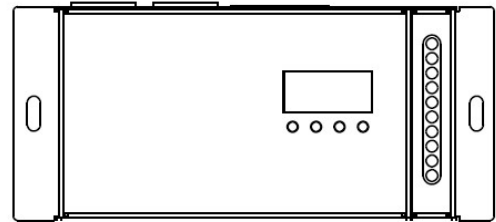
RGB-DMX-4C-RJ45 4-CHANNEL DMX DECODER

INPUT VOLTAGE	12V-24V DC
OUTPUT CURRENT	8A X 4CH
OUTPUT WATTAGE	4 x (96W ~ 288W)
OUTPUT CHANNELS	4
DIMENSIONS	LxWxH (6.5"x2.38"x1.27")



RGB-DMX-5C-XLR 5-CHANNEL DMX DECODER

INPUT VOLTAGE	12V-24V DC
OUTPUT CURRENT	8A X 5CH
OUTPUT WATTAGE	5 x (96W ~ 192W)
OUTPUT CHANNELS	5
DIMENSIONS	LxWxH (6.45"x2.87"x1.5")



LPS FRAMELESS RGBW CUSTOM PANEL

CUSTOMIZABLE RGBW LED SHEET PANEL LIGHTING SYSTEM

NON-DMX CONTROLLERS

RGB-CT550

RGBW WIRELESS RECEIVER / CONTROLLER SYSTEM

INPUT VOLTAGE	DC5V ~ DC24V
POWER CAPACITY	100W (5V) 240W (12V) 480W (24V)
OUTPUT CURRENT	5A per Channel (20A Total)
WORKING TEMP	-30°C~55°C (-22°F~131°F)
DIMENSIONS	LxWxH (6.89"x1.73"x1.18")


* Paired with RGB-CT550-RX (Sold Separately)

RGB-CT550-RX

RGBW WIRELESS RECEIVER / CONTROLLER SYSTEM (REMOTE)

REMOTE DISTANCE	100 Ft. (Line of Sight)
FREQUENCY	2.4 GHz
DIMENSIONS	LxWxH (6.38"x1.65"x0.59")
WEIGHT	0.44lbs.

* Paired with RGB-CT550 (Sold Separately)




* RGB-CT550-RX
(Sold Separately)

RGB-CT700

MASTER RGBW WIFI CONTROLLER

INPUT VOLTAGE	12-24V DC
OUTPUT TYPE	Constant Voltage
POWER CAPACITY	288W (12V) 384W (24V)
OUTPUT CURRENT	5A per Channel (20A Total)
WORKING TEMP	-4°F (-20°C) ~ 122°F (50°C)
DIMENSIONS	LxWxH (7 x1.8 x 0.8")

* Paired with RGB-CT705ZR (Sold Separately)




RGB-CT705ZR

SLAVE RGBW WIFI CONTROLLER

INPUT VOLTAGE	12-24V DC
OUTPUT TYPE	Constant Voltage
POWER CAPACITY	288W (12V) 384W (24V)
OUTPUT CURRENT	5A per Channel (20A Total)
WORKING TEMP	-4°F (-20°C) ~ 122°F (50°C)
DIMENSIONS	LxWxH (7 x0,63 x 0.71")

* Paired with RGB-CT700 (Sold Separately)



LPS FRAMELESS RGBW CUSTOM PANEL

CUSTOMIZABLE RGBW LED SHEET PANEL LIGHTING SYSTEM

NON-DMX CONTROLLERS (CONTINUED)

RGB-CT840

BLUETOOTH TOUCH PANEL WALL CONTROLLER

INPUT VOLTAGE	12-24V DC
ZONES	4
CONTROL MODE	RGB RGBW
WIRELESS PROTOCOL	Bluetooth 5.0 SIG Mesh
WORKING TEMP	-20°C ~ 55°C
DIMENSIONS	LxWxH (4.7"x3"x1.2")

* Paired with RGB-CT800-RC (Sold Separately)



RGB-CT800-RC

BLUETOOTH CONSTANT VOLTAGE LED RECEIVER

INPUT VOLTAGE	12V 24V
OUTPUT CURRENT	4Ax5CH / 5Ax4CH (20A Max)
POWER CAPACITY	240W (12V) 480W (24V)
PROGRAMMABILITY	iOS and Android
WORKING TEMP	-20°C ~ 55°C
DIMENSIONS	LxWxH (6.9 x1.7 x 1.2")

* Paired with RGB-CT840 (Sold Separately)



COMPATIBLE NON-DIMMING DRIVERS

PSHK SERIES

NON-DIMMING CONSTANT VOLTAGE WITH JUNCTION BOX

PSHK-30W-24V	CLASS 2	6.5" X 3.6" X 1.02"
PSHK-60W-24V	CLASS 2	7.4" X 3.62" X 1.02"
PSHK-96W-24V	CLASS 2	8.66" X 3.66" X 1.61"
PSHK-150W-24V		10.24" X 4.06" X 1.81"
PSHK-200W-24V		10.24" X 4.06" X 1.81"
PSHK-288W-24V	CLASS 2	11.85" X 4.25" X 1.82"
PSHK-300W-24V		10.94" X 4.25" X 1.81"

