

LNE-30 DUAL BEND

3W IP67 FLEXIBLE LED NEON SERIES

Project _____

Location _____

Quote/ Ref # _____

The **LNE-30 Dual Bend** is a flexible LED fixture that offers both high performance and affordability. Specifically designed a neon replacement, this fixture can bend **horizontally and vertically** around contours or tight curves without risk of damage. Able to provide up to 48 feet of continuous line of light, it's an ideal choice for indoor or outdoor applications where a sleek, smooth surface is desired.



SPECIFICATIONS

| | |
|-----------------------|-----------------------------------|
| POWER CONSUMPTION | 3W per Ft. |
| LUMEN OUTPUT | 162 Lumens per Ft. (30K) |
| CRI | 88+ |
| COLOR TEMPERATURE | 24K/ 27K/ 30K/ 35K/ 40K/ 45K/ 50K |
| DIMMING/ CONTROL | MLV, ELV, 0-10V, and TRIAC |
| MAXIMUM RUN LENGTH | 48 Ft. |
| CUTTABLE | Every 2.46 in. (62.5mm) |
| OPERATING VOLTAGE | 24V DC |
| STORAGE TEMPERATURE | -4°F (-20°C) to 158°F (70°C) |
| OPERATING TEMPERATURE | -4°F (-20°C) to 140°F (60°C) |
| BEAM ANGLE | 120° |
| IP RATING | IP67 |
| CERTIFICATIONS | UL Listed |
| LUMEN MAINTENANCE | 50,000 Hrs. |

FEATURES

- High color consistency and smooth illumination
- UV Resistant
- Continuous run length up to 48 Ft.
- Cuttable every 2.46 in. (62.5mm)
- Bottom, Side and End Feed options
- UL Listed (US and Canada)

LUMENS

| CCT | LM/W | LM/ FT. |
|-------|------|---------|
| 2400K | 43 | 124 |
| 2700K | 51 | 153 |
| 3000K | 54 | 162 |
| 3500K | 56 | 166 |
| 4000K | 56 | 168 |
| 4500K | 57 | 168 |
| 5000K | 57 | 168 |

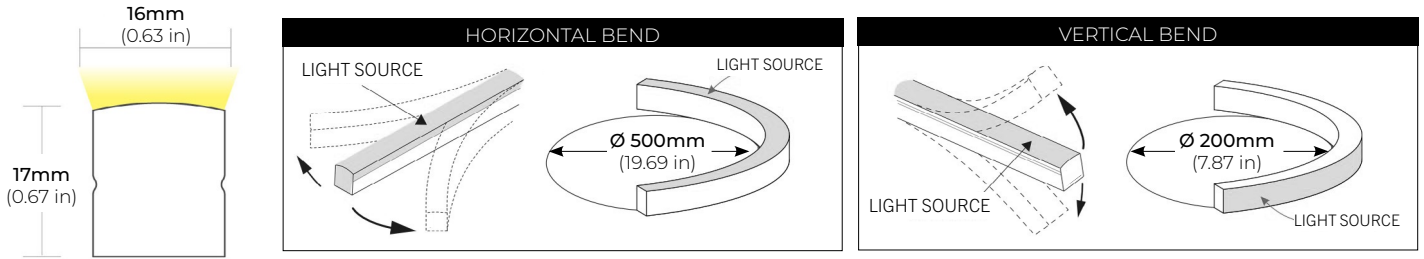


| MODEL | COLOR TEMP | VOLTAGE | LENGTH | POWER FEED | FEED LENGTH |
|----------|---------------------|---------------------|--|-------------------------------|----------------------------------|
| LNE30-DB | 24K 2400K | 24 24V DC | Please refer to pages 4 for exact lengths with corresponding ordering codes. | BF Bottom Feed | HW3 3 Ft. Power Feed |
| | 27K 2700K | | | SFL Side Feed Left | HW10 10 Ft. Power Feed |
| | 30K 3000K | | | SFR Side Feed Right | HW15 15 Ft. Power Feed |
| | 35K 3500K | | | EF End Feed | HW30 30 Ft. Power Feed |
| | 40K 4000K | | | | HW50 50 Ft. Power Feed |
| | 45K 4500K | | | | |
| | 50K 5000K | | | | |

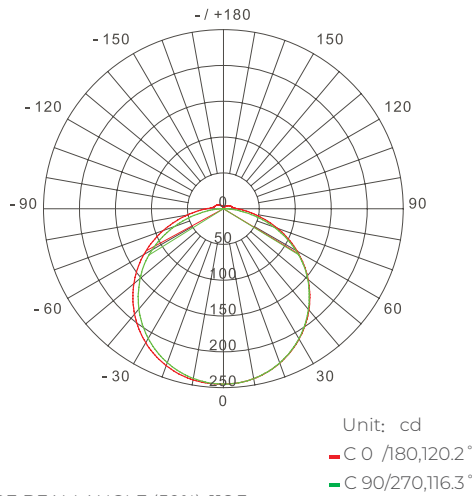
LNE-30 DUAL BEND

3W IP67 FLEXIBLE LED NEON SERIES

DIMENSIONS



LIGHT DISTRIBUTION



AVERAGE BEAM ANGLE (50%): 118.3.
 * TESTED AT 4000K

COMPATIBLE ACCESSORIES

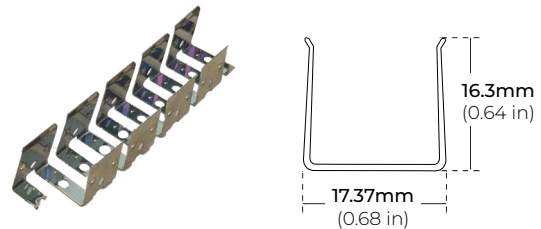
SELF LOCKING ALUMINUM PROFILE

LNE-AC39
 39" PROFILE



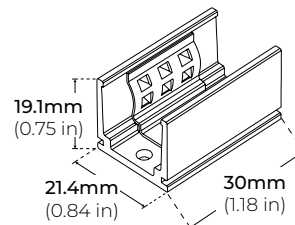
FLEXIBLE DUAL BEND ALUMINUM CHANNEL

LNE30-AFX
 39" CHANNEL



MOUNTING ACCESSORIES

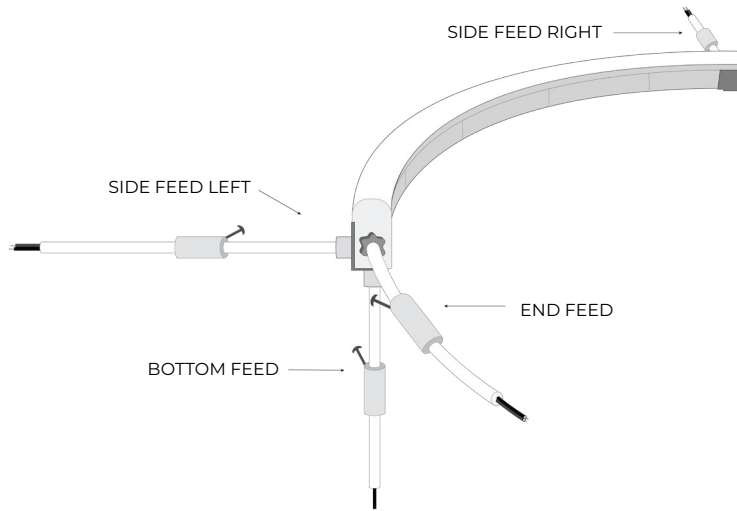
LNE30-AC2
 MOUNTING CLIP



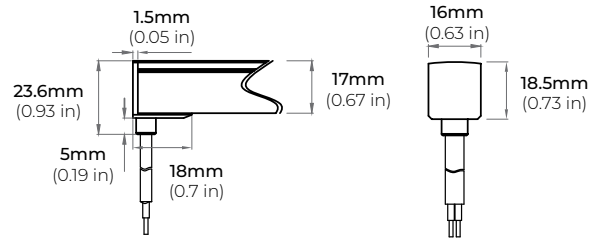
LNE-30 DUAL BEND

3W IP67 FLEXIBLE LED NEON SERIES

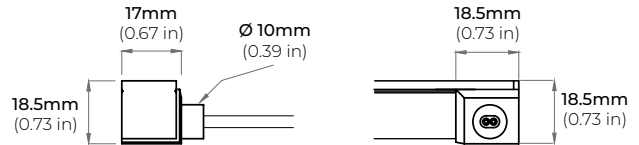
POWER FEEDS



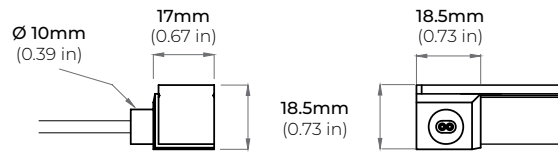
BF
BOTTOM FEED



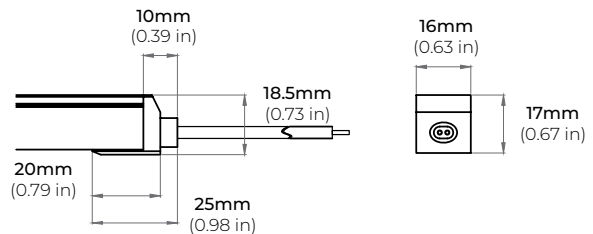
SFL
SIDE LEFT FEED



SFR
SIDE RIGHT FEED



EF
END FEED



LNE-30 DUAL BEND

3W IP67 FLEXIBLE LED NEON SERIES

CUTTING LENGTH CODES

LNE-30 Dual Bend is cuttable every 2.46" (6.25CM). Please refer to the chart below to determine actual lengths once LED is cut versus actual lengths required or specified.

Total Length Calculation = Order Code Length + End Feed option Length
Example: 38.43" Total Length = Order Code 15 (36.9") + (1.53") End Feed

| POWER FEED OPTION | LENGTH |
|-------------------|-------------|
| END FEED | 1.53 INCHES |

CUTTING LENGTH INCREMENT TABLE

| CODE | LENGTH (CM) | LENGTH (IN) |
|------|-------------|-------------|
| 1 | 6.25 | 2.46 |
| 2 | 12.5 | 4.92 |
| 3 | 18.75 | 7.38 |
| 4 | 25 | 9.84 |
| 5 | 31.25 | 12.3 |
| 6 | 37.5 | 14.76 |
| 7 | 43.75 | 17.22 |
| 8 | 50 | 19.68 |
| 9 | 56.25 | 22.14 |
| 10 | 62.5 | 24.6 |
| 11 | 68.75 | 27.06 |
| 12 | 75 | 29.52 |
| 13 | 81.25 | 31.98 |
| 14 | 87.5 | 34.44 |
| 15 | 93.75 | 36.9 |
| 16 | 100 | 39.36 |
| 17 | 106.25 | 41.82 |
| 18 | 112.5 | 44.28 |
| 19 | 118.75 | 46.74 |
| 20 | 125 | 49.2 |
| 21 | 131.25 | 51.66 |
| 22 | 137.5 | 54.12 |
| 23 | 143.75 | 56.58 |
| 24 | 150 | 59.04 |
| 25 | 156.25 | 61.5 |
| 26 | 162.5 | 63.96 |
| 27 | 168.75 | 66.42 |
| 28 | 175 | 68.88 |
| 29 | 181.25 | 71.34 |
| 30 | 187.5 | 73.8 |
| 31 | 193.75 | 76.26 |
| 32 | 200 | 78.72 |
| 33 | 206.25 | 81.18 |
| 34 | 212.5 | 83.64 |
| 35 | 218.75 | 86.1 |
| 36 | 225 | 88.56 |
| 37 | 231.25 | 91.02 |
| 38 | 237.5 | 93.48 |
| 39 | 243.75 | 95.94 |
| 40 | 250 | 98.4 |

| CODE | LENGTH (CM) | LENGTH (IN) |
|------|-------------|-------------|
| 41 | 256.25 | 100.86 |
| 42 | 262.5 | 103.32 |
| 43 | 268.75 | 105.78 |
| 44 | 275 | 108.24 |
| 45 | 281.25 | 110.7 |
| 46 | 287.5 | 113.16 |
| 47 | 293.75 | 115.62 |
| 48 | 300 | 118.08 |
| 49 | 306.25 | 120.54 |
| 50 | 312.5 | 123 |
| 51 | 318.75 | 125.46 |
| 52 | 325 | 127.92 |
| 53 | 331.25 | 130.38 |
| 54 | 337.5 | 132.84 |
| 55 | 343.75 | 135.3 |
| 56 | 350 | 137.76 |
| 57 | 356.25 | 140.22 |
| 58 | 362.5 | 142.68 |
| 59 | 368.75 | 145.14 |
| 60 | 375 | 147.6 |
| 61 | 381.25 | 150.06 |
| 62 | 387.5 | 152.52 |
| 63 | 393.75 | 154.98 |
| 64 | 400 | 157.44 |
| 65 | 406.25 | 159.9 |
| 66 | 412.5 | 162.36 |
| 67 | 418.75 | 164.82 |
| 68 | 425 | 167.28 |
| 69 | 431.25 | 169.74 |
| 70 | 437.5 | 172.2 |
| 71 | 443.75 | 174.66 |
| 72 | 450 | 177.12 |
| 73 | 456.25 | 179.58 |
| 74 | 462.5 | 182.04 |
| 75 | 468.75 | 184.5 |
| 76 | 475 | 186.96 |
| 77 | 481.25 | 189.42 |
| 78 | 487.5 | 191.88 |
| 79 | 493.75 | 194.34 |
| 80 | 500 | 196.8 |

| CODE | LENGTH (CM) | LENGTH (IN) |
|------|-------------|-------------|
| 81 | 506.25 | 199.26 |
| 82 | 512.5 | 201.72 |
| 83 | 518.75 | 204.18 |
| 84 | 525 | 206.64 |
| 85 | 531.25 | 209.1 |
| 86 | 537.5 | 211.56 |
| 87 | 543.75 | 214.02 |
| 88 | 550 | 216.48 |
| 89 | 556.25 | 218.94 |
| 90 | 562.5 | 221.4 |
| 91 | 568.75 | 223.86 |
| 92 | 575 | 226.32 |
| 93 | 581.25 | 228.78 |
| 94 | 587.5 | 231.24 |
| 95 | 593.75 | 233.7 |
| 96 | 600 | 236.16 |
| 97 | 606.25 | 238.62 |
| 98 | 612.5 | 241.08 |
| 99 | 618.75 | 243.54 |
| 100 | 625 | 246 |
| 101 | 631.25 | 248.46 |
| 102 | 637.5 | 250.92 |
| 103 | 643.75 | 253.38 |
| 104 | 650 | 255.84 |
| 105 | 656.25 | 258.3 |
| 106 | 662.5 | 260.76 |
| 107 | 668.75 | 263.22 |
| 108 | 675 | 265.68 |
| 109 | 681.25 | 268.14 |
| 110 | 687.5 | 270.6 |
| 111 | 693.75 | 273.06 |
| 112 | 700 | 275.52 |
| 113 | 706.25 | 277.98 |
| 114 | 712.5 | 280.44 |
| 115 | 718.75 | 282.9 |
| 116 | 725 | 285.36 |
| 117 | 731.25 | 287.82 |
| 118 | 737.5 | 290.28 |
| 119 | 743.75 | 292.74 |
| 120 | 750 | 295.2 |

LNE-30 DUAL BEND

3W IP67 FLEXIBLE LED NEON SERIES

CUTTING LENGTH CODES

LNE-30 Dual Bend is cuttable every 2.46" (6.25CM). Please refer to the chart below to determine actual lengths once LED is cut versus actual lengths required or specified.

Total Length Calculation = Order Code Length + End Feed option Length
Example: 38.43" Total Length = Order Code 15 (36.9") + (1.53") End Feed

| POWER FEED OPTION | LENGTH |
|-------------------|-------------|
| END FEED | 1.53 INCHES |

CUTTING LENGTH INCREMENT TABLE

| CODE | LENGTH (CM) | LENGTH (IN) |
|------|-------------|-------------|
| 121 | 756.25 | 297.66 |
| 122 | 762.5 | 300.12 |
| 123 | 768.75 | 302.58 |
| 124 | 775 | 305.04 |
| 125 | 781.25 | 307.5 |
| 126 | 787.5 | 309.96 |
| 127 | 793.75 | 312.42 |
| 128 | 800 | 314.88 |
| 129 | 806.25 | 317.34 |
| 130 | 812.5 | 319.8 |
| 131 | 818.75 | 322.26 |
| 132 | 825 | 324.72 |
| 133 | 831.25 | 327.18 |
| 134 | 837.5 | 329.64 |
| 135 | 843.75 | 332.1 |
| 136 | 850 | 334.56 |
| 137 | 856.25 | 337.02 |
| 138 | 862.5 | 339.48 |
| 139 | 868.75 | 341.94 |
| 140 | 875 | 344.4 |
| 141 | 881.25 | 346.86 |
| 142 | 887.5 | 349.32 |
| 143 | 893.75 | 351.78 |
| 144 | 900 | 354.24 |
| 145 | 906.25 | 356.7 |
| 146 | 912.5 | 359.16 |
| 147 | 918.75 | 361.62 |
| 148 | 925 | 364.08 |
| 149 | 931.25 | 366.54 |
| 150 | 937.5 | 369 |
| 151 | 943.75 | 371.46 |
| 152 | 950 | 373.92 |
| 153 | 956.25 | 376.38 |
| 154 | 962.5 | 378.84 |
| 155 | 968.75 | 381.3 |
| 156 | 975 | 383.76 |
| 157 | 981.25 | 386.22 |
| 158 | 987.5 | 388.68 |
| 159 | 993.75 | 391.14 |
| 160 | 1000 | 393.6 |

| CODE | LENGTH (CM) | LENGTH (IN) |
|------|-------------|-------------|
| 161 | 1006.25 | 396.06 |
| 162 | 1012.5 | 398.52 |
| 163 | 1018.75 | 400.98 |
| 164 | 1025 | 403.44 |
| 165 | 1031.25 | 405.9 |
| 166 | 1037.5 | 408.36 |
| 167 | 1043.75 | 410.82 |
| 168 | 1050 | 413.28 |
| 169 | 1056.25 | 415.74 |
| 170 | 1062.5 | 418.2 |
| 171 | 1068.75 | 420.66 |
| 172 | 1075 | 423.12 |
| 173 | 1081.25 | 425.58 |
| 174 | 1087.5 | 428.04 |
| 175 | 1093.75 | 430.5 |
| 176 | 1100 | 432.96 |
| 177 | 1106.25 | 435.42 |
| 178 | 1112.5 | 437.88 |
| 179 | 1118.75 | 440.34 |
| 180 | 1125 | 442.8 |
| 181 | 1131.25 | 445.26 |
| 182 | 1137.5 | 447.72 |
| 183 | 1143.75 | 450.18 |
| 184 | 1150 | 452.64 |
| 185 | 1156.25 | 455.1 |
| 186 | 1162.5 | 457.56 |
| 187 | 1168.75 | 460.02 |
| 188 | 1175 | 462.48 |
| 189 | 1181.25 | 464.94 |
| 190 | 1187.5 | 467.4 |
| 191 | 1193.75 | 469.86 |
| 192 | 1200 | 472.32 |
| 193 | 1206.25 | 474.78 |
| 194 | 1212.5 | 477.24 |
| 195 | 1218.75 | 479.7 |
| 196 | 1225 | 482.16 |
| 197 | 1231.25 | 484.62 |
| 198 | 1237.5 | 487.08 |
| 199 | 1243.75 | 489.54 |
| 200 | 1250 | 492 |

| CODE | LENGTH (CM) | LENGTH (IN) |
|------|-------------|-------------|
| 201 | 1256.25 | 494.46 |
| 202 | 1262.5 | 496.92 |
| 203 | 1268.75 | 499.38 |
| 204 | 1275 | 501.84 |
| 205 | 1281.25 | 504.3 |
| 206 | 1287.5 | 506.76 |
| 207 | 1293.75 | 509.22 |
| 208 | 1300 | 511.68 |
| 209 | 1306.25 | 514.14 |
| 210 | 1312.5 | 516.6 |
| 211 | 1318.75 | 519.06 |
| 212 | 1325 | 521.52 |
| 213 | 1331.25 | 523.98 |
| 214 | 1337.5 | 526.44 |
| 215 | 1343.75 | 528.9 |
| 216 | 1350 | 531.36 |
| 217 | 1356.25 | 533.82 |
| 218 | 1362.5 | 536.28 |
| 219 | 1368.75 | 538.74 |
| 220 | 1375 | 541.2 |
| 221 | 1381.25 | 543.66 |
| 222 | 1387.5 | 546.12 |
| 223 | 1393.75 | 548.58 |
| 224 | 1400 | 551.04 |
| 225 | 1406.25 | 553.5 |
| 226 | 1412.5 | 555.96 |
| 227 | 1418.75 | 558.42 |
| 228 | 1425 | 560.88 |
| 229 | 1431.25 | 563.34 |
| 230 | 1437.5 | 565.8 |
| 231 | 1443.75 | 568.26 |
| 232 | 1450 | 570.72 |
| 233 | 1456.25 | 573.18 |
| 234 | 1462.5 | 575.64 |

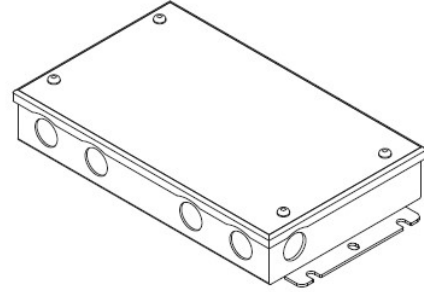
LNE-30 DUAL BEND

3W IP67 FLEXIBLE LED NEON SERIES

COMPATIBLE TRANSFORMERS

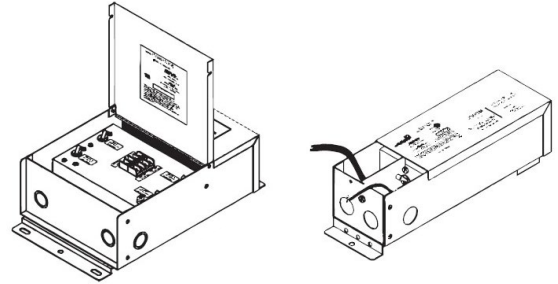
PSDL SERIES TRIAC DIMMABLE

| | | |
|---------------|---------|------------------------|
| PSDL-30W-24V | CLASS 2 | 6.5" X 3.63" X 1.03" |
| PSDL-60W-24V | CLASS 2 | 7.4" X 3.63" X 1.03" |
| PSDL-96W-24V | CLASS 2 | 8.67" X 3.67 X 1.62" |
| PSDL-150W-24V | | 8.67" X 3.67" X 1.62" |
| PSDL-192W-24V | CLASS 2 | 10.25" X 4.06" X 1.82" |
| PSDL-200W-24V | | 10.25" X 4.06" X 1.82" |
| PSDL-288W-24V | CLASS 2 | 10.25" X 4.06" X 1.82" |
| PSDL-300W-24V | | 10.25" X 4.06" X 1.82" |



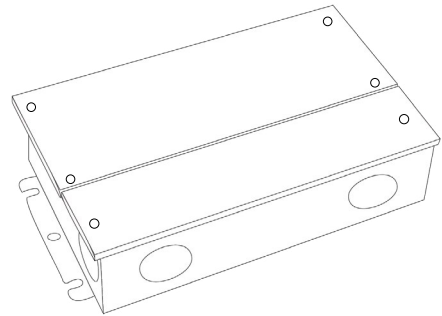
PSDH SERIES HIGH PERFORMANCE MAGNETIC LOW VOLTAGE (MLV)

| | | |
|--------------|---------|------------------------|
| PSDH-48W-24V | CLASS 2 | 11.25" X 3.37" X 3.25" |
| PSDH-96W-24V | CLASS 2 | 11.25" X 3.37" X 3.25" |



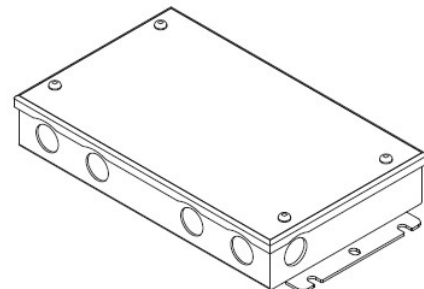
PSRX SERIES 4-IN-1 DIMMING DRIVER

| | | |
|---------------|---------|------------------------|
| PSRX-30W-24V | CLASS 2 | 6.5" X 3.72" X 1.57" |
| PSRX-60W-24V | CLASS 2 | 7.4" X 3.72" X 1.57" |
| PSRX-96W-24V | CLASS 2 | 8.66" X 3.72" X 1.57" |
| PSRX-150W-24V | | 10.24" X 4.13" X 1.77" |
| PSRX-192W-24V | CLASS 2 | 11" X 4" X 1.82" |
| PSRX-200W-24V | | 10.24" X 4.13" X 1.77" |
| PSRX-288W-24V | CLASS 2 | 11.85" X 4.25" X 1.82" |
| PSRX-300W-24V | | 10.94" X 4.33" X 1.77" |



PSVT SERIES 0-10V DIMMING DRIVER

| | | |
|---------------|---------|------------------------|
| PSVT-60W-24V | CLASS 2 | 7.4" X 3.72" X 1.57" |
| PSVT-96W-24V | CLASS 2 | 8.66" X 3.72" X 1.57" |
| PSVT-200W-24V | | 10.24" X 4.13" X 1.77" |
| PSVT-288W-24V | CLASS 2 | 11.85" X 4.25" X 1.81" |
| PSVT-300W-24V | | 10.94" X 4.33" X 1.77" |



LNE-30 DUAL BEND


3W IP67 FLEXIBLE LED NEON SERIES

COMPATIBLE TRANSFORMERS

PSDE SERIES

0-10V DIMMING W/ JUNCTION BOX

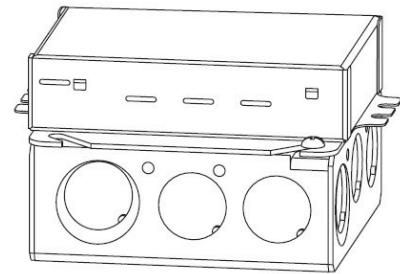
| | | |
|---------------------|---------|----------------------|
| PSDE-60W-24V-010-JB | CLASS 2 | 12.1" X 2.36" X 1.4" |
| PSDE-96W-24-010-JB | CLASS 2 | 12.1" X 2.36" X 1.4" |




LUTRON 1%

3-WIRE DIMMING

| | | |
|------------------|---------|--------------------|
| L3DA4U1UKL-CV240 | CLASS 2 | 4.89" X 4" X 2.62" |
|------------------|---------|--------------------|



| | | |
|------------------|---------|---------------------|
| PSDE-96W-24V-ECO | CLASS 2 | 10.5" X 3.0" X 2.0" |
|------------------|---------|---------------------|



COMPATIBLE NON-DIMMING DRIVERS

PSHK SERIES

NON-DIMMING CONSTANT VOLTAGE WITH JUNCTION BOX

| | | |
|---------------|---------|------------------------|
| PSHK-30W-24V | CLASS 2 | 6.5" X 3.6" X 1.02" |
| PSHK-60W-24V | CLASS 2 | 7.4" X 3.62" X 1.02" |
| PSHK-96W-24V | CLASS 2 | 8.66" X 3.66" X 1.61" |
| PSHK-150W-24V | | 10.24" X 4.06" X 1.81" |
| PSHK-200W-24V | | 10.24" X 4.06" X 1.81" |
| PSHK-288W-24V | CLASS 2 | 11.85" X 4.25" X 1.82" |
| PSHK-300W-24V | | 10.24" X 4.25" X 1.81" |

