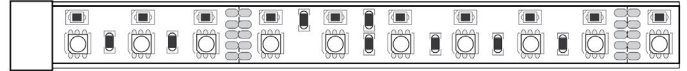


# LSPW-60 RGB+W

## 6W OUTDOOR COLOR CHANGING + WHITE LED STRIP

Project \_\_\_\_\_  
Location \_\_\_\_\_  
Quote/ Ref # \_\_\_\_\_

**LSPW-60 RGBW** is an outdoor, wet-rated and is a color changing flexible LED strip that provides a full spectrum of color options using red, green blue and white LED technology. The countless color mixing possibilities make RGB LEDs a diverse choice for even the most discerning in lighting solutions and applications.



### SPECIFICATIONS

|                       |   |
|-----------------------|---|
| INPUT VOLTAGE         | 24V DC                                  |
| POWER CONSUMPTION     | 6W (4W— 40Lm/W RGB   2W — 95Lm/W White) |
| LEDS/ FT.             | 48 LEDS per Ft.                         |
| LUMEN OUTPUT          | 280 Lm/Ft. (RGB+30K)                    |
| CRI                   | 95+                                     |
| COLOR TEMPERATURE     | RGB+27K / RGB+30K / RGB+40K / RGB+50K   |
| DIMMING               | Through RGBW Controller                 |
| MAXIMUM RUN LENGTH    | 16 Ft.                                  |
| CUTTABLE              | Every 3.94 in. (100mm)                  |
| OPERATING TEMPERATURE | -40°F (-40°C) to 140°F (60°C)           |
| BEAM ANGLE            | 120°                                    |
| IP RATING             | IP65 outdoor, wet location              |
| CERTIFICATIONS        | UL Listed                               |
| LUMEN MAINTENANCE     | 50,000 Hrs.                             |

### FEATURES

- 6W/Ft.
- 160 Lm. (RGB) | 120 Lm. (White)
- 95+ CRI
- Field Cuttable
- IP65 Outdoor Wet Rated
- UL Listed (US and Canada)



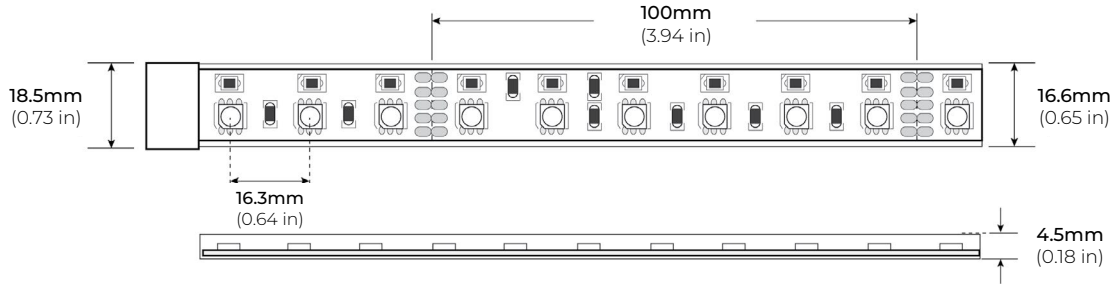
| MODEL   | COLOR TEMP                    | LENGTH               | VOLTAGE             | PROFILE                             |
|---------|-------------------------------|----------------------|---------------------|-------------------------------------|
| LSPW-60 | <b>RGBW27K</b><br>RGB + 2700K | <b>16</b><br>16 Ft.  | <b>24</b><br>24V DC | See Page 2 for compatible profiles. |
|         | <b>RGBW30K</b><br>RGB + 3000K | <b>32</b><br>32 Ft.  |                     |                                     |
|         | <b>RGBW40K</b><br>RGB + 4000K | <b>PF</b><br>Per Ft. |                     |                                     |
|         | <b>RGBW50K</b><br>RGB + 5000K |                      |                     |                                     |

\*Custom color finishes require powder coating. Allow 7 days leads time.

# LSPW-60 RGB+W

## 6W OUTDOOR COLOR CHANGING + WHITE LED STRIP

### DIMENSIONS

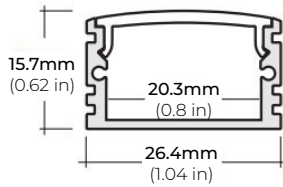


### COMPATIBLE ALUMINUM PROFILES

#### SURFACE PROFILES

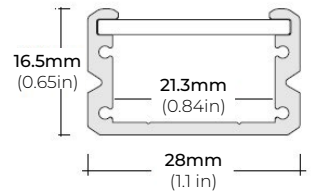
##### ALU-DS100

LENGTHS 39" | 78" | 84"  
LENS Clear, Frosted  
FINISH Silver



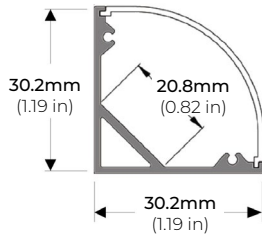
##### ALP-90

LENGTHS 48" | 96"  
LENS Frosted  
FINISH Black | Silver



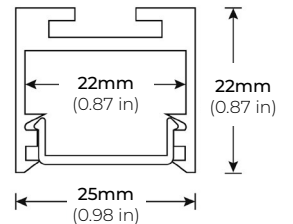
##### ALP-100C (CORNER)

LENGTHS 48" | 98"  
LENS Frosted  
FINISH Silver



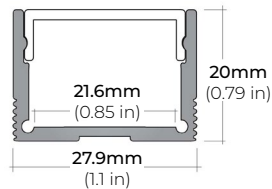
##### ALP-102

LENGTHS 49" | 98"  
LENS Frosted, Black, Asymmetric, Double Asymmetric  
FINISH White | Black | Silver



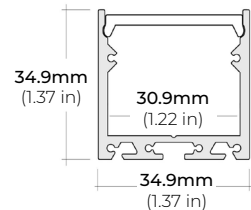
##### ALP-130

LENGTHS 49" | 84" | 98"  
LENS Frosted  
FINISH Silver | Black



##### ALP-140

LENGTHS 48" | 98"  
LENS Frosted  
FINISH Silver

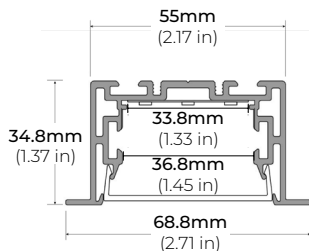


\* For more compatible profiles, visit [corelightingusa.com](http://corelightingusa.com)

#### RECESSED PROFILES

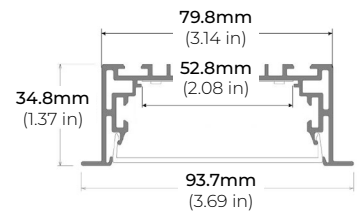
##### ALP-230RN

LENGTHS 49" | 98"  
LENS Frosted  
FINISH Silver



##### ALP-330RN

LENGTHS 49" | 98"  
LENS Frosted  
FINISH Silver



\* For more compatible profiles, visit [corelightingusa.com](http://corelightingusa.com)

# LSPW-60 RGB+W

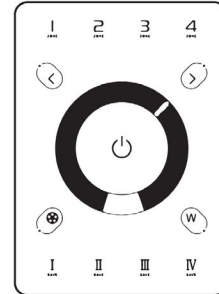
## 6W OUTDOOR COLOR CHANGING + WHITE LED STRIP

### DMX CONTROLLERS

All DMX Controllers require a DMX Decoder and Non-Dimming Driver.  
Please refer for page 5 and 7 for compatible options.

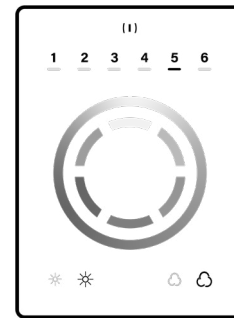
#### RGB CT600 MULTI-FUNCTION RGBW WALL CONTROLLER

|               |                           |
|---------------|---------------------------|
| INPUT VOLTAGE | 5V DC, 1A                 |
| OUTPUT SIGNAL | RF 2.4GHZ + DMX512        |
| CONTROL       | 4 ZONES                   |
| COLOR OPTIONS | Black/ White              |
| WORKING TEMP  | -20°C ~ 40°C              |
| DIMENSIONS    | LxWxH (5.19"x7.08"x1.38") |




#### RGB-SCW4 WiFi DMX WALL CONTROLLER

|                 |  |
|-----------------|--|
| INPUT VOLTAGE   | 5 - 10V DC, 06A  |
| OUTPUT SIGNAL   | DMX512 (x2)  |
| PROGRAMMABILITY | PC/ MAC  |
| COLOR OPTIONS   | Black/ White   |
| CONNECTIONS     | USB/ 8dry contact ports/ Open drain output (for relay) |
| MEMORY          | Built-In Flash   |
| WORKING TEMP    | -10°C ~ 45°C   |
| DIMENSIONS      | LxWxH (5.75"x4.17"x0.43")                              |



#### RGB-SDE3 WiFi DMX WALL CONTROLLER

|                 |  |
|-----------------|--|
| INPUT VOLTAGE   | 6V DC, 0.6A  |
| OUTPUT SIGNAL   | DMX512 (x2)  |
| PROGRAMMABILITY | PC/ MAC/ Tablet/ Smartphone                                      |
| COLOR OPTIONS   | Black/ White   |
| CONNECTIONS     | USB/ Ethernet/ RS232/ CLock/ 8dry contact ports/ 5V output relay |
| MEMORY          | MicroSD Card   |
| WORKING TEMP    | -20°C ~ 40°C   |
| DIMENSIONS      | LxWxH (5.75"x4.17"x0.43")  |



# LSPW-60 RGB+W

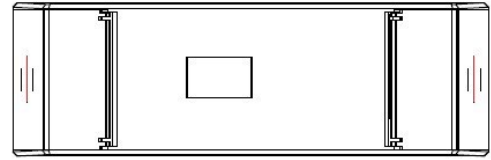
## 6W OUTDOOR COLOR CHANGING + WHITE LED STRIP

### DMX DECODERS

All DMX Decoders require a DMX Controller and Non-Dimming Driver.  
Please refer for page 4 and 7 for compatible options.

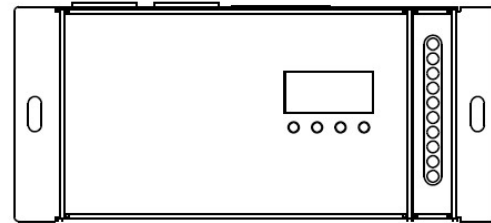
#### RGB-DMX-4C-RJ45 4-CHANNEL DMX DECODER

INPUT VOLTAGE 12V-24V DC  
OUTPUT CURRENT 8A X 4CH  
OUTPUT WATTAGE 4 x (96W ~ 288W)  
OUTPUT CHANNELS 4  
DIMENSIONS LxWxH (6.5"x2.38"x1.27")



#### RGB-DMX-5C-XLR 5-CHANNEL DMX DECODER

INPUT VOLTAGE 12V-24V DC  
OUTPUT CURRENT 8A X 5CH  
OUTPUT WATTAGE 5 x (96W ~ 192W)  
OUTPUT CHANNELS 5  
DIMENSIONS LxWxH (6.45"x2.87"x1.5")



# LSPW-60 RGB+W

## 6W OUTDOOR COLOR CHANGING + WHITE LED STRIP


### NON-DMX CONTROLLERS

#### RGB-CT550

RGBW WIRELESS RECEIVER / CONTROLLER SYSTEM

|                |                                     |
|----------------|-------------------------------------|
| INPUT VOLTAGE  | DC5V ~ DC24V                        |
| POWER CAPACITY | 100W (5V)   240W (12V)   480W (24V) |
| OUTPUT CURRENT | 5A per Channel (20A Total)          |
| WORKING TEMP   | -30°C~55°C (-22°F~131°F)            |
| DIMENSIONS     | LxWxH (6.89"x1.73"x1.18")           |

\* Paired with RGB-CT550-RX (Sold Separately)



\* RGB-CT550-RX  
(Sold Separately)

#### RGB-CT550-RX

RGBW WIRELESS RECEIVER / CONTROLLER SYSTEM (REMOTE)

|                 |                           |
|-----------------|---------------------------|
| REMOTE DISTANCE | 100 Ft. (Line of Sight)   |
| FREQUENCY       | 2.4 GHz                   |
| DIMENSIONS      | LxWxH (6.38"x1.65"x0.59") |
| WEIGHT          | 0.44lbs.                  |

\* Paired with RGB-CT550 (Sold Separately)


---

#### RGB-CT700

MASTER RGBW WIFI CONTROLLER

|                |                             |
|----------------|-----------------------------|
| INPUT VOLTAGE  | 12-24V DC                   |
| OUTPUT TYPE    | Constant Voltage            |
| POWER CAPACITY | 288W (12V)   384W (24V)     |
| OUTPUT CURRENT | 5A per Channel (20A Total)  |
| WORKING TEMP   | -4°F (-20°C) ~ 122°F (50°C) |
| DIMENSIONS     | LxWxH (7 x1.8 x 0.8")       |

\* Paired with RGB-CT705ZR (Sold Separately)




#### RGB-CT705ZR

SLAVE RGBW WIFI CONTROLLER

|                |                             |
|----------------|-----------------------------|
| INPUT VOLTAGE  | 12-24V DC                   |
| OUTPUT TYPE    | Constant Voltage            |
| POWER CAPACITY | 288W (12V)   384W (24V)     |
| OUTPUT CURRENT | 5A per Channel (20A Total)  |
| WORKING TEMP   | -4°F (-20°C) ~ 122°F (50°C) |
| DIMENSIONS     | LxWxH (7 x0,63 x 0.71")     |

\* Paired with RGB-CT700 (Sold Separately)



# LSPW-60 RGB+W

## 6W OUTDOOR COLOR CHANGING + WHITE LED STRIP

### NON-DMX CONTROLLERS (CONTINUED)

#### RGB-CT840 BLUETOOTH TOUCH PANEL WALL CONTROLLER

|                   |                        |
|-------------------|------------------------|
| INPUT VOLTAGE     | 12-24V DC              |
| ZONES             | 4                      |
| CONTROL MODE      | RGB   RGBW             |
| WIRELESS PROTOCOL | Bluetooth 5.0 SIG Mesh |
| WORKING TEMP      | -20°C ~ 55°C           |
| DIMENSIONS        | LxWxH (4.7"x3"x1.2")   |

*\* Paired with RGB-CT800-RC (Sold Separately)*



#### RGB-CT800-RC BLUETOOTH CONSTANT VOLTAGE LED RECEIVER

|                 |                           |
|-----------------|---------------------------|
| INPUT VOLTAGE   | 12V   24V                 |
| OUTPUT CURRENT  | 4Ax5CH / 5Ax4CH (20A Max) |
| POWER CAPACITY  | 240W (12V)   480W (24V)   |
| PROGRAMMABILITY | iOS and Android           |
| WORKING TEMP    | -20°C ~ 55°C              |
| DIMENSIONS      | LxWxH (6.9 x1.7 x 1.2")   |

*\* Paired with RGB-CT840 (Sold Separately)*



### NON-DIMMING DRIVERS

#### PSHK SERIES NON-DIMMING CONSTANT VOLTAGE WITH JUNCTION BOX

|               |         |                        |
|---------------|---------|------------------------|
| PSHK-30W-24V  | CLASS 2 | 6.5" X 3.6" X 1.02"    |
| PSHK-60W-24V  | CLASS 2 | 7.4" X 3.62" X 1.02"   |
| PSHK-96W-24V  | CLASS 2 | 8.66" X 3.66" X 1.61"  |
| PSHK-150W-24V |         | 10.24" X 4.06" X 1.81" |
| PSHK-200W-24V |         | 10.24" X 4.06" X 1.81" |
| PSHK-288W-24V | CLASS 2 | 11.85" X 4.25" X 1.82" |
| PSHK-300W-24V |         | 10.24" X 4.25" X 1.81" |

