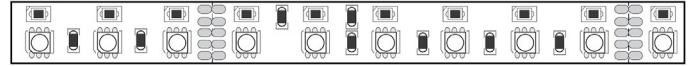


# LSP-60 RGB+W

## 6W INDOOR COLOR CHANGING + WHITE LED STRIP

Project \_\_\_\_\_  
Location \_\_\_\_\_  
Quote/ Ref # \_\_\_\_\_

**LSP-60 RGBW** is a flexible color-changing LED strip that provides the perfect lighting solution for spaces that require dynamic full color and white LED illumination. The warm white LED's combined with the full color spectrum of the RGB light array produces more powerful color options that's sure to please even the most discerning lighting designer. Suitable for residential, commercial, hospitality and architectural lighting applications.



### SPECIFICATIONS

INPUT VOLTAGE	24V DC
POWER CONSUMPTION	6W/Ft. <i>(4.5W/Ft. — RGB   1.5W/Ft. — White)</i>
LEDS/ FT.	48 LEDS per Ft.
LUMEN OUTPUT	298 Lm/Ft. (RGB+30K)
CRI	95+
COLOR TEMPERATURE	RGB+27K / RGB+30K / RGB+40K / RGB+50K
DIMMING	Through RGBW Controller
MAXIMUM RUN LENGTH	16 Ft.
CUTTABLE	Every 3.94 in. (100mm)
OPERATING TEMPERATURE	-40°F (-40°C) to 140°F (60°C)
BEAM ANGLE	120°
IP RATING	Indoor
CERTIFICATIONS	UL Listed
LUMEN MAINTENANCE	50,000 Hrs.

### FEATURES

- 6W/Ft.
- 169 Lm. (RGB) | 129 Lm. (White)
- 95+ CRI
- Field Cuttable
- Indoor Rated
- UL Listed (US and Canada)

### LUMENS

CCT	RGB (LM/FT)	WHITE (LM/FT)	RGBW (LM/FT)
2700K	169	128	297
3000K	169	129	298
4000K	169	137	306
5000K	169	137	306



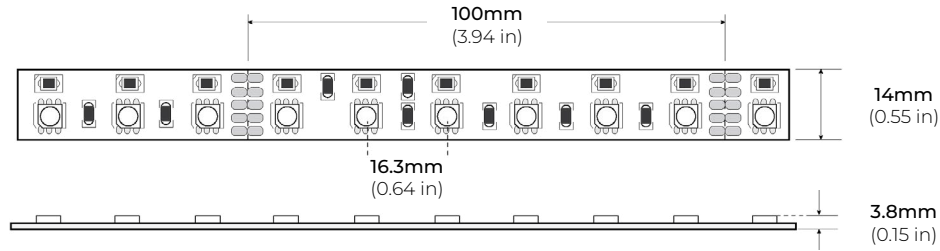
MODEL	COLOR TEMP	LENGTH	VOLTAGE	PROFILE
LSP-60	<b>RGBW27K</b> RGB + 2700K	<b>16</b> 16 Ft.	<b>24</b> 24V DC	See Page 2 for compatible profiles.
	<b>RGBW30K</b> RGB + 3000K	<b>100</b> 100 Ft.		
	<b>RGBW40K</b> RGB + 4000K	<b>PF</b> Per Ft.		
	<b>RGBW50K</b> RGB + 5000K			

\*Custom color finishes require powder coating. Allow 7 days leads time.

# LSP-60 RGB+W

## 6W INDOOR COLOR CHANGING + WHITE LED STRIP

### DIMENSIONS

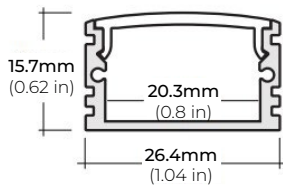


### COMPATIBLE ALUMINUM PROFILES

#### SURFACE PROFILES

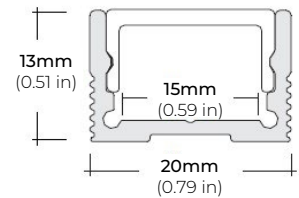
##### ALU-DS100

LENGTHS 39" | 78" | 84"  
LENS Clear, Frosted  
FINISH Silver



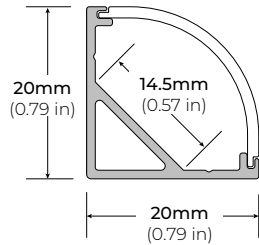
##### ALP-70

LENGTHS 49.25" | 84" | 98.5"  
LENS Frosted  
FINISH White | Black | Silver



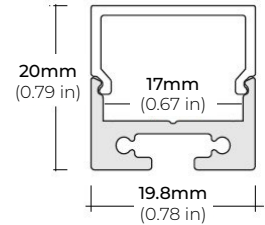
##### ALP-75C (CORNER)

LENGTHS 49" | 84" | 98"  
LENS Frosted  
FINISH Black | Silver



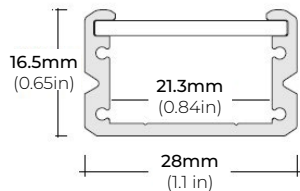
##### ALP-80

LENGTHS 49.25" | 98.5"  
LENS Frosted  
FINISH Silver



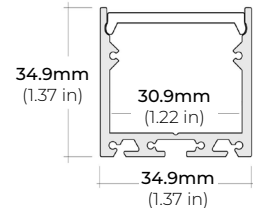
##### ALP-90

LENGTHS 48" | 96"  
LENS Frosted  
FINISH Black | Silver



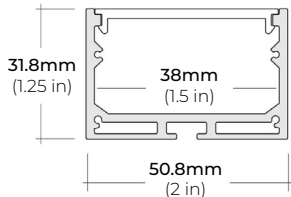
##### ALP-140

LENGTHS 48" | 98"  
LENS Frosted  
FINISH Silver



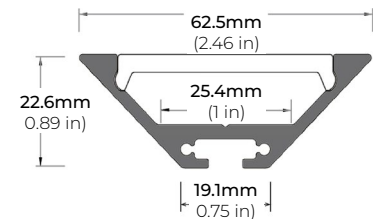
##### ALP-160

LENGTHS 49" | 98"  
LENS Frosted  
FINISH Silver



##### ALP-190

LENGTHS 48" | 98"  
LENS Frosted  
FINISH Silver

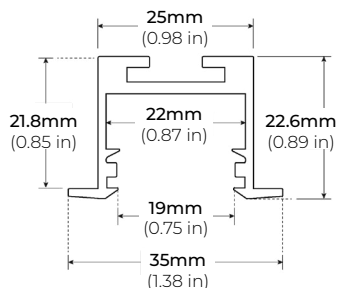


\* For more compatible profiles, visit [corelightingusa.com](http://corelightingusa.com)

#### RECESSED PROFILES

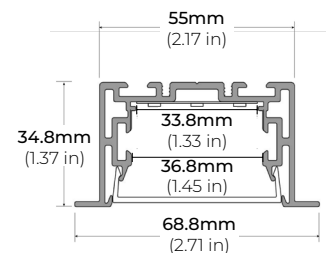
##### ALP-102R

LENGTHS 49" | 98"  
LENS Frosted, Black, Asymmetric, Double Asymmetric  
FINISH Silver



##### ALP-230RN

LENGTHS 49" | 98"  
LENS Frosted  
FINISH Silver



\* For more compatible profiles, visit [corelightingusa.com](http://corelightingusa.com)

# LSP-60 RGB+W

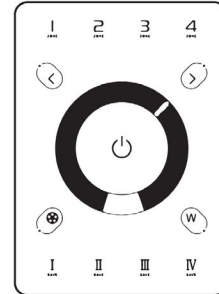
## 6W INDOOR COLOR CHANGING + WHITE LED STRIP

### DMX CONTROLLERS

All DMX Controllers require a DMX Decoder and Non-Dimming Driver.  
Please refer for page 5 and 7 for compatible options.

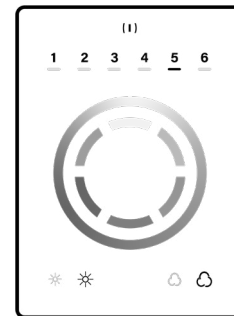
#### RGB CT600 MULTI-FUNCTION RGBW WALL CONTROLLER

INPUT VOLTAGE	5V DC, 1A
OUTPUT SIGNAL	RF 2.4GHZ + DMX512
CONTROL	4 ZONES
COLOR OPTIONS	Black/ White
WORKING TEMP	-20°C ~ 40°C
DIMENSIONS	LxWxH (5.19"x7.08"x1.38")




#### RGB-SCW4 WiFi DMX WALL CONTROLLER

INPUT VOLTAGE	5 - 10V DC, 06A
OUTPUT SIGNAL	DMX512 (x2)
PROGRAMMABILITY	PC/ MAC
COLOR OPTIONS	Black/ White
CONNECTIONS	USB/ 8dry contact ports/ Open drain output (for relay)
MEMORY	Built-In Flash
WORKING TEMP	-10°C ~ 45°C
DIMENSIONS	LxWxH (5.75"x4.17"x0.43")



#### RGB-SDE3 WiFi DMX WALL CONTROLLER

INPUT VOLTAGE	6V DC, 0.6A
OUTPUT SIGNAL	DMX512 (x2)
PROGRAMMABILITY	PC/ MAC/ Tablet/ Smartphone
COLOR OPTIONS	Black/ White
CONNECTIONS	USB/ Ethernet/ RS232/ CLock/ 8dry contact ports/ 5V output relay
MEMORY	MicroSD Card
WORKING TEMP	-20°C ~ 40°C
DIMENSIONS	LxWxH (5.75"x4.17"x0.43")



# LSP-60 RGB+W

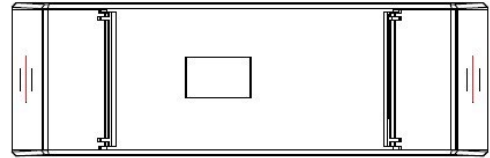
## 6W INDOOR COLOR CHANGING + WHITE LED STRIP

### DMX DECODERS

All DMX Decoders require a DMX Controller and Non-Dimming Driver.  
Please refer for page 4 and 7 for compatible options.

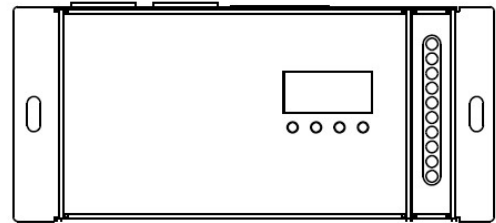
#### RGB-DMX-4C-RJ45 4-CHANNEL DMX DECODER

INPUT VOLTAGE 12V-24V DC  
OUTPUT CURRENT 8A X 4CH  
OUTPUT WATTAGE 4 x (96W ~ 288W)  
OUTPUT CHANNELS 4  
DIMENSIONS LxWxH (6.5"x2.38"x1.27")



#### RGB-DMX-5C-XLR 5-CHANNEL DMX DECODER

INPUT VOLTAGE 12V-24V DC  
OUTPUT CURRENT 8A X 5CH  
OUTPUT WATTAGE 5 x (96W ~ 192W)  
OUTPUT CHANNELS 5  
DIMENSIONS LxWxH (6.45"x2.87"x1.5")



# LSP-60 RGB+W

## 6W INDOOR COLOR CHANGING + WHITE LED STRIP


### NON-DMX CONTROLLERS

#### RGB-CT550

RGBW WIRELESS RECEIVER / CONTROLLER SYSTEM

INPUT VOLTAGE	DC5V ~ DC24V
POWER CAPACITY	100W (5V)   240W (12V)   480W (24V)
OUTPUT CURRENT	5A per Channel (20A Total)
WORKING TEMP	-30°C~55°C (-22°F~131°F)
DIMENSIONS	LxWxH (6.89"x1.73"x1.18")

\* Paired with RGB-CT550-RX (Sold Separately)



\* RGB-CT550-RX  
(Sold Separately)

#### RGB-CT550-RX

RGBW WIRELESS RECEIVER / CONTROLLER SYSTEM (REMOTE)

REMOTE DISTANCE	100 Ft. (Line of Sight)
FREQUENCY	2.4 GHz
DIMENSIONS	LxWxH (6.38"x1.65"x0.59")
WEIGHT	0.44lbs.

\* Paired with RGB-CT550 (Sold Separately)


---

#### RGB-CT700

MASTER RGBW WIFI CONTROLLER

INPUT VOLTAGE	12-24V DC
OUTPUT TYPE	Constant Voltage
POWER CAPACITY	288W (12V)   384W (24V)
OUTPUT CURRENT	5A per Channel (20A Total)
WORKING TEMP	-4°F (-20°C) ~ 122°F (50°C)
DIMENSIONS	LxWxH (7 x1.8 x 0.8")

\* Paired with RGB-CT705ZR (Sold Separately)




#### RGB-CT705ZR

SLAVE RGBW WIFI CONTROLLER

INPUT VOLTAGE	12-24V DC
OUTPUT TYPE	Constant Voltage
POWER CAPACITY	288W (12V)   384W (24V)
OUTPUT CURRENT	5A per Channel (20A Total)
WORKING TEMP	-4°F (-20°C) ~ 122°F (50°C)
DIMENSIONS	LxWxH (7 x0.63 x 0.71")

\* Paired with RGB-CT700 (Sold Separately)



# LSP-60 RGB+W

## 6W INDOOR COLOR CHANGING + WHITE LED STRIP

### NON-DMX CONTROLLERS (CONTINUED)

#### RGB-CT840 BLUETOOTH TOUCH PANEL WALL CONTROLLER

INPUT VOLTAGE	12-24V DC
ZONES	4
CONTROL MODE	RGB   RGBW
WIRELESS PROTOCOL	Bluetooth 5.0 SIG Mesh
WORKING TEMP	-20°C ~ 55°C
DIMENSIONS	LxWxH (4.7"x3"x1.2")

*\* Paired with RGB-CT800-RC (Sold Separately)*



#### RGB-CT800-RC BLUETOOTH CONSTANT VOLTAGE LED RECEIVER

INPUT VOLTAGE	12V   24V
OUTPUT CURRENT	4Ax5CH / 5Ax4CH (20A Max)
POWER CAPACITY	240W (12V)   480W (24V)
PROGRAMMABILITY	iOS and Android
WORKING TEMP	-20°C ~ 55°C
DIMENSIONS	LxWxH (6.9 x1.7 x 1.2")

*\* Paired with RGB-CT840 (Sold Separately)*



### NON-DIMMING DRIVERS

#### PSHK SERIES NON-DIMMING CONSTANT VOLTAGE WITH JUNCTION BOX

PSHK-30W-24V	CLASS 2	6.5" X 3.6" X 1.02"
PSHK-60W-24V	CLASS 2	7.4" X 3.62" X 1.02"
PSHK-96W-24V	CLASS 2	8.66" X 3.66" X 1.61"
PSHK-150W-24V		10.24" X 4.06" X 1.81"
PSHK-200W-24V		10.24" X 4.06" X 1.81"
PSHK-288W-24V	CLASS 2	11.85" X 4.25" X 1.82"
PSHK-300W-24V		10.24" X 4.25" X 1.81"

