

LFS-2412-MX

FLEXIBLE INDOOR LED SHEET MODULES

Project _____

Location _____

Quote/ Ref # _____

The **LFS-2412-MX** is a flexible LED sheet featuring color-controllable tuning for every panel. Color temperatures range from warm 2200K to cool 6000K. A maximum of 4 LED panels can be connected together. Rated to last 50,000 hours.



SPECIFICATIONS

INPUT VOLTAGE	24V DC
HEAD VOLTAGE	23.85V
TAIL VOLTAGE	23.68V
VOLTAGE DROP RATE	0.72%
HEAD CURRENT	40.6 mA
TAIL CURRENT	39.8 mA
TOTAL CURRENT	1.92 A
CURRENT DROP RATE	2%
POWER CONSUMPTION	32W/ Sheet
LUMEN OUTPUT	3040 LM/ W
# OF LEDS	576 per Sheet
CRI	95+
COLOR TEMPERATURE	22K/ 25K/ 27K/ 30K/ 35K/ 40K/ 50K/ 60K
BEAM ANGLE	120°
MINIMUM CUT LENGTH	3" x 2" (76.2mm x 50.8mm)
MAX RUN LENGTH	4 Sheets (5A/ 128W)
DIMMING	0-10V
OPERATING TEMPERATURE	-4°F (-20°C) to 140°F (60°C)
ENVIRONMENT	Dry/ Damp Location only (Indoor)
CERTIFICATIONS	UL Listed
LUMEN MAINTENANCE	50,000 Hrs.

FEATURES

- 3040 Lumens per Sheet
- Ultra-Thin LED Light Sheet
- Flexible PCB for proper bending and versatile use
- Multiple CCT Options
- Superior Color Rendering Index
- Suitable for Accent or Ambient Lighting
- UL Listed (US and Canada)

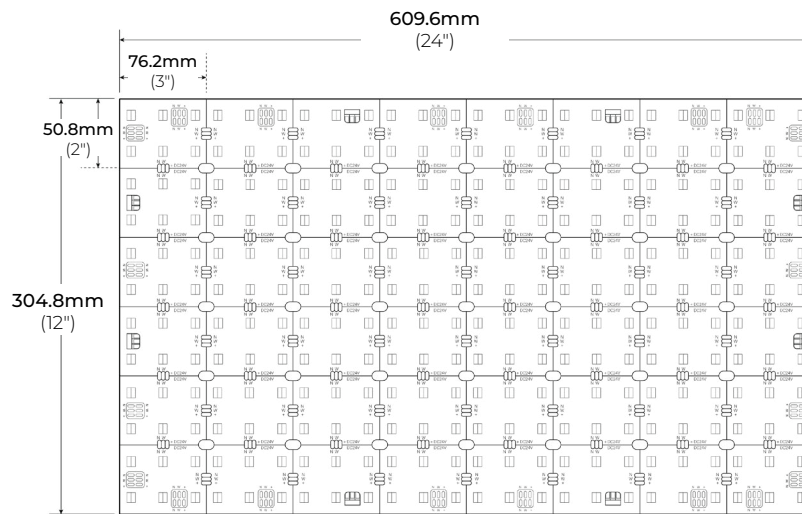


MODEL	COLOR TEMP A		COLOR TEMP B		VOLT
LFS2412-MX	22K 2200K	40K 4000K	22K 2200K	40K 4000K	24 24V
	25K 2500K	50K 5000K	25K 2500K	50K 5000K	
	27K 2700K	60K 6000K	27K 2700K	60K 6000K	
	30K 3000K		30K 3000K		
	35K 3500K		35K 3500K		

LFS-2412-MX

FLEXIBLE INDOOR LED SHEET MODULES

DIMENSIONS



*18 AWG wiring provided per sheet

ACCESSORIES

LFS-BMP-25

.25" TALL BUMPERS

*Set of 8 bumpers per sheet included



LFS-BMP-40

.4" TALL BUMPERS

*Set of 8 bumpers per sheet included



LFS-2412-MX

FLEXIBLE INDOOR LED SHEET MODULES

COMPATIBLE 0-10V DIMMING MODULE

0-10V Dimming modules require a non-dimming driver.
Please refer to page 5 for compatible options.

PSDE-TW2-010-CT 0-10V CONTROL

INPUT VOLTAGE	8-48V DC
INPUT CURRENT	5.1A MAX (per channel)
INPUT CONTROL	2
OUTPUT CURRENT	5A
MAX OUTPUT POWER	240W
DIMENSIONS	LxWxH (3.86" X 1.73" X 0.57")



BASIC CONTROLLERS

All controllers require a paired receiver and a Non-Dimming Driver.
Please refer to page 5 for compatible options.

RGB-CT820 BLUETOOTH TOUCH PANEL WALL CONTROLLER

INPUT VOLTAGE	12-24V DC
ZONES	4
CONTROL MODE	Color Tuning
WIRELESS PROTOCOL	Bluetooth 5.0 SIG Mesh
WORKING TEMP	-20°C ~ 55°C
DIMENSIONS	LxWxH (4.7"x3"x1.2")

* Paired with RGB-CT800-RC (Sold Separately)



RGB-CT800-RC BLUETOOTH CONSTANT VOLTAGE LED RECEIVER

INPUT VOLTAGE	12V 24V
OUTPUT CURRENT	4Ax5CH / 5Ax4CH (20A Max)
POWER CAPACITY	240W (12V) 480W (24V)
PROGRAMMABILITY	iOS and Android
WORKING TEMP	-20°C ~ 55°C
DIMENSIONS	LxWxH (6.9 x 1.7 x 1.2")

* Paired with RGB-CT820 (Sold Separately)



LFS-2412-MX

FLEXIBLE INDOOR LED SHEET MODULES

DMX CONTROLLERS

All DMX Controllers require a DMX Decoder and Non-Dimming Driver.
Please refer to page 5 for compatible options.


RGB-SCW4 WiFi DMX WALL CONTROLLER

INPUT VOLTAGE	5 - 10V DC, 06A
OUTPUT SIGNAL	DMX512 (x2)
PROGRAMMABILITY	PC/ MAC
COLOR OPTIONS	Black/ White
CONNECTIONS	USB/ 8dry contact ports/ Open drain output (for relay)
MEMORY	Built-In Flash
WORKING TEMP	-10°C ~ 45°C
DIMENSIONS	LxWxH (5.75"x4.17"x0.43")



RGB-SDE3 WiFi DMX WALL CONTROLLER

INPUT VOLTAGE	6V DC, 0.6A
OUTPUT SIGNAL	DMX512 (x2)
PROGRAMMABILITY	PC/ MAC/ Tablet/ Smartphone
COLOR OPTIONS	Black/ White
CONNECTIONS	USB/ Ethernet/ RS232/ CLock/ 8dry contact ports/ 5V output relay
MEMORY	MicroSD Card
WORKING TEMP	-20°C ~ 40°C
DIMENSIONS	LxWxH (5.75"x4.17"x0.43")

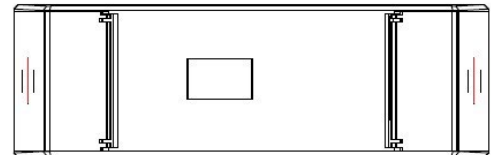


DMX DECODERS

All DMX Decoders require a DMX Controller and Non-Dimming Driver.
Please refer to page 5 for compatible options.

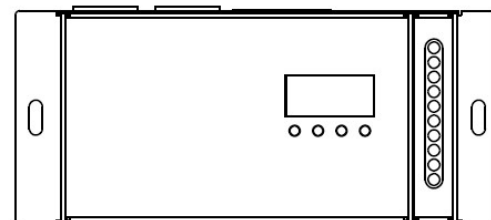
RGB-DMX-4C-RJ45 4-CHANNEL DMX DECODER

INPUT VOLTAGE	12V-24V DC
OUTPUT CURRENT	5A X 4CH
OUTPUT WATTAGE	60W(12V), 120W(24V)
OUTPUT CHANNELS	4
DIMENSIONS	LxWxH (7"x1.77"x0.75")



RGB-DMX-5C-XLR 5-CHANNEL DMX DECODER

INPUT VOLTAGE	12V-24V DC
OUTPUT CURRENT	8A X 5CH
OUTPUT WATTAGE	5 x (96W ~ 192W)
OUTPUT CHANNELS	5
DIMENSIONS	LxWxH (6.45"x2.87"x1.5")



LFS-2412-MX

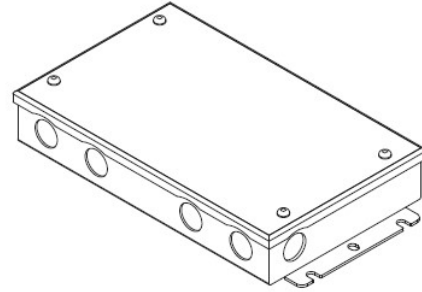
FLEXIBLE INDOOR LED SHEET MODULES

COMPATIBLE NON-DIMMING DRIVERS

PSHK SERIES

NON-DIMMING CONSTANT VOLTAGE WITH JUNCTION BOX

PSHK-30W-24V	CLASS 2	6.5" X 3.6" X 1.02"
PSHK-60W-24V	CLASS 2	7.4" X 3.62" X 1.02"
PSHK-96W-24V	CLASS 2	8.66" X 3.66" X 1.61"
PSHK-150W-24V		10.24" X 4.06" X 1.81"
PSHK-200W-24V		10.24" X 4.06" X 1.81"
PSHK-288W-24V	CLASS 2	11.85" X 4.25" X 1.82"
PSHK-300W-24V		10.24" X 4.25" X 1.81"




COMPATIBLE DALI DIMMING DRIVERS

PSDE-96W-24V-UNV-DALI-2-DT8

DALI-2 DIMMING DRIVER

CLASS 2	Yes
INPUT VOLTAGE	100-277V AC
INPUT CURRENT	1.25A MAX
OUTPUT CURRENT	4A
MAX OUTPUT POWER	96W
DIMENSIONS	LxWxH (9.52" x 4.88" x 1.6")



* Non-dimming driver not required.