

ARTIC-MX

MINI COLOR TUNING WALL WASHER

Project _____

Location _____

Quote/ Ref # _____

The **Artic-MX** is an outdoor, high performance, LED wall washer featuring an articulating design which allows for the uniform illumination of curved facades, walls and circular columns. Individually aimed and addressable compact modules provide flexibility in creating seamless facade highlights. Available in various beam angles and elliptical optics. The adaptability of the Artic makes it a great fit for the most challenging applications



SPECIFICATIONS

| | |
|-----------------------|--------------------------------------|
| POWER CONSUMPTION | 7W per 6.6 in per module |
| LUMEN OUTPUT | 500 Lumens/ module |
| CONTROL | DMX |
| CRI | 90+ |
| COLOR TEMPERATURE | 27K-5000K |
| MAXIMUM RUN LENGTH | Linkable up to 18 individual modules |
| OPERATING VOLTAGE | 24V DC |
| OPERATING FREQUENCY | 50/ 60 Hz |
| STORAGE TEMPERATURE | -30°C to 60°C |
| OPERATING TEMPERATURE | -40°C to 60°C |
| BEAM ANGLE OPTIONS | 10°/15°/ 30°/10° X 50°/ 20° X 40° |
| IP RATING | IP67 Outdoor/ Wet Location |
| LUMEN MAINTENANCE | 50,000 Hrs. |

FEATURES

- Modules are individually addressable
- Can daisy chain up to 3 groups of 6 (Max. 18 modules)
- Proprietary Optical Technology
- DMX Ready
- Adjustable Mounting Bracket
- Facade Wall Washing
- Graze Lighting
- Signage



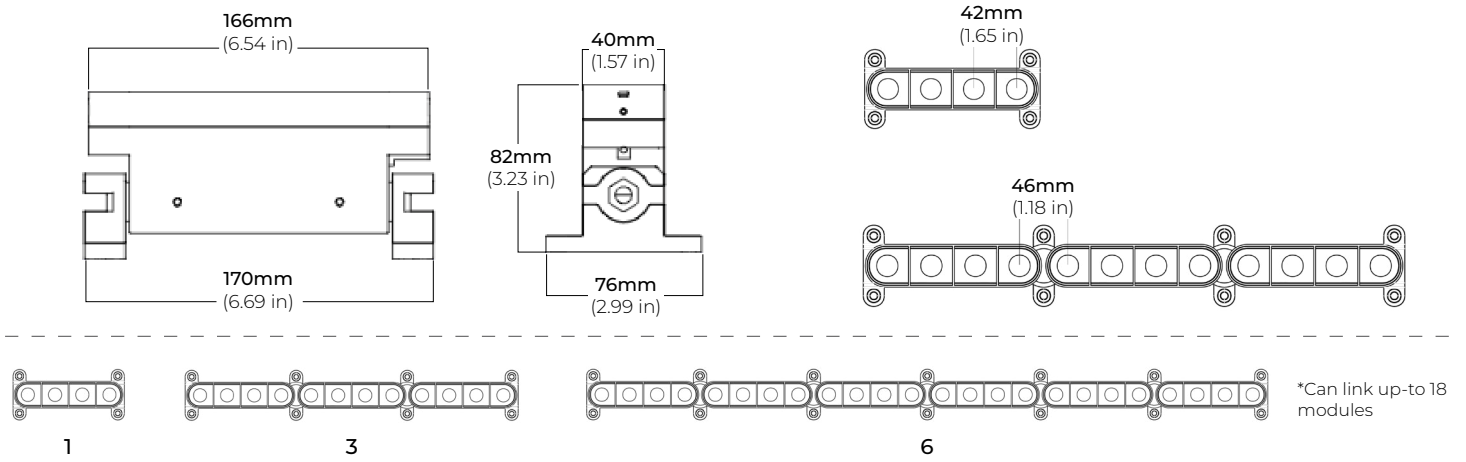
| MODEL | MODULES | COLOR TEMP | OPTICS | FINISH | VOLTAGE | OPTIONS |
|-------|-----------------------|---------------------------------|--------------------------|--------------------|---------------------------|--|
| ARC | 1 1 Module | MX-22K/40K 2200-4000K | 10 10° | BK Black | 24V 24 Volts DC | FLV Flat Louvre <small>*Product ships with Flat Louvre unless specified</small> |
| | 3 3 Modules | MX-27K/50K 2700-5000K | 15 15° | WH White | | ALV Asymmetric Louvre |
| | 6 6 Modules | | 30 30° | | | SLV Symmetric Louvre |
| | | | 1050 10° x 50° | | | |
| | | | 2040 20° x 40° | | | |

*Special order item— allow up to 4 weeks of lead time

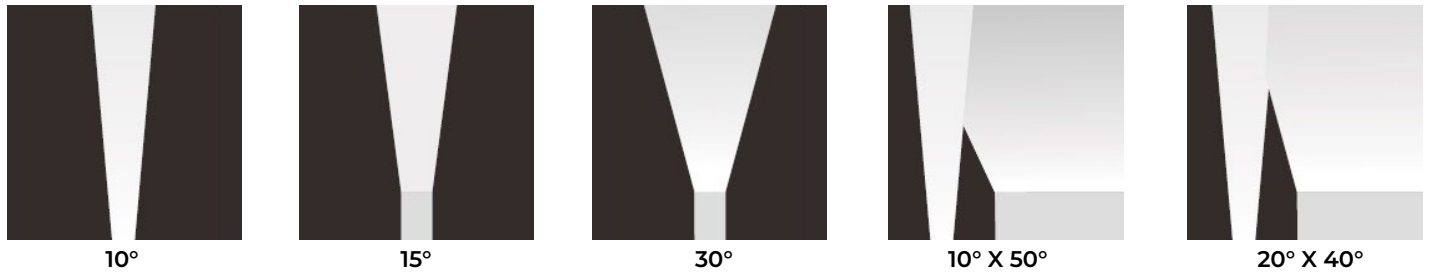
ARTIC-MX

MINI COLOR TUNING WALL WASHER

DIMENSIONS



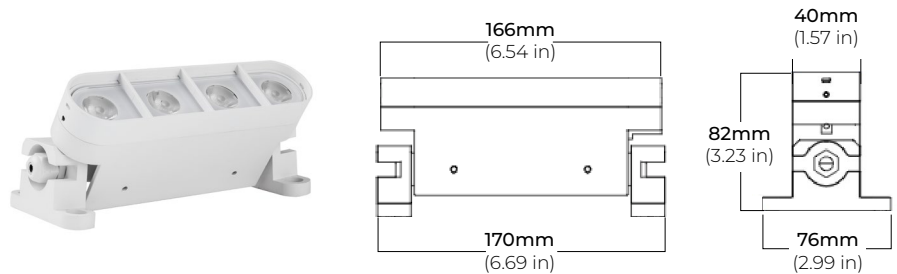
OPTICS



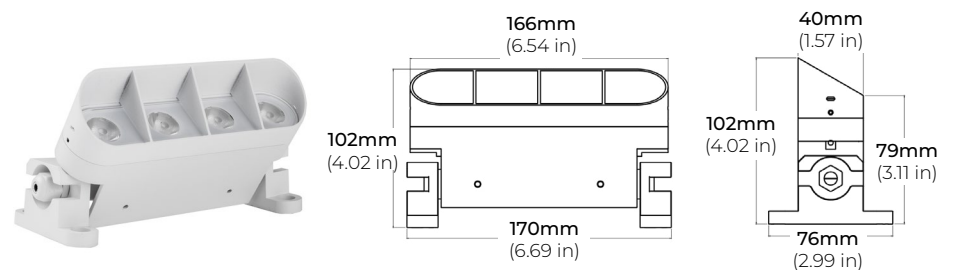
ACCESSORIES

FLV FLAT LOUVRE

* Product ships with Flat Louvre unless specified



ALV ASYMMETRIC LOUVRE

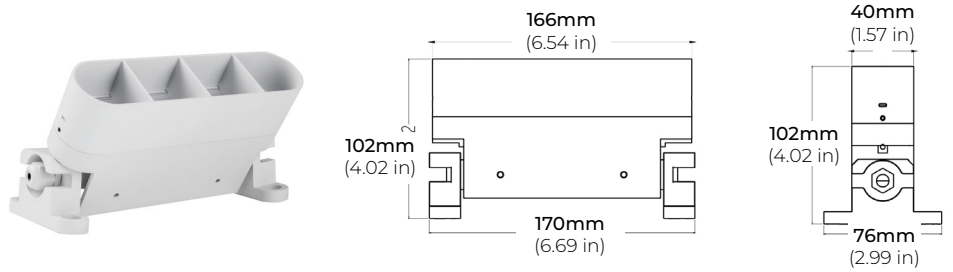


ARTIC-MX

MINI COLOR TUNING WALL WASHER

ACCESSORIES

SLV
SYMMETRIC LOUVRE



CABLES

ARC-LNK-10
ARC-LNK-36
ARC-LNK-72
10", 36", 72" LINK EXTENSION CABLE
*Sold Separately



ARC-HWC-72
72" HARDWIRE CABLE
*Sold Separately



ARTIC-MX

MINI COLOR TUNING WALL WASHER

COMPATIBLE 0-10V DIMMING MODULE

0-10V Dimming modules require a non-dimming driver.
Please refer to page 6 for compatible options.

PSDE-TW2-010-CT 0-10V CONTROL

| | |
|------------------|-------------------------------|
| INPUT VOLTAGE | 8-48V DC |
| INPUT CURRENT | 5.1A MAX (per channel) |
| INPUT CONTROL | 2 |
| OUTPUT CURRENT | 5A |
| MAX OUTPUT POWER | 240W |
| DIMENSIONS | LxWxH (3.86" X 1.73" X 0.57") |



BASIC CONTROLLERS

All controllers require a paired receiver and a Non-Dimming Driver.
Please refer to page 6 for compatible options.

RGB-CT820 BLUETOOTH TOUCH PANEL WALL CONTROLLER

| | |
|-------------------|------------------------|
| INPUT VOLTAGE | 12-24V DC |
| ZONES | 4 |
| CONTROL MODE | Color Tuning |
| WIRELESS PROTOCOL | Bluetooth 5.0 SIG Mesh |
| WORKING TEMP | -20°C ~ 55°C |
| DIMENSIONS | LxWxH (4.7"x3"x1.2") |

* Paired with RGB-CT800-RC (Sold Separately)



RGB-CT800-RC BLUETOOTH CONSTANT VOLTAGE LED RECEIVER

| | |
|-----------------|---------------------------|
| INPUT VOLTAGE | 12V 24V |
| OUTPUT CURRENT | 4Ax5CH / 5Ax4CH (20A Max) |
| POWER CAPACITY | 240W (12V) 480W (24V) |
| PROGRAMMABILITY | iOS and Android |
| WORKING TEMP | -20°C ~ 55°C |
| DIMENSIONS | LxWxH (6.9 x 1.7 x 1.2") |

* Paired with RGB-CT820 (Sold Separately)



ARTIC-MX

MINI COLOR TUNING WALL WASHER

DMX CONTROLLERS

All DMX Controllers require a DMX Decoder and Non-Dimming Driver.
Please refer to page 6 for compatible options.


RGB-SCW4 WiFi DMX WALL CONTROLLER

| | |
|-----------------|--|
| INPUT VOLTAGE | 5 - 10V DC, 06A |
| OUTPUT SIGNAL | DMX512 (x2) |
| PROGRAMMABILITY | PC/ MAC |
| COLOR OPTIONS | Black/ White |
| CONNECTIONS | USB/ 8dry contact ports/ Open drain output (for relay) |
| MEMORY | Built-In Flash |
| WORKING TEMP | -10°C ~ 45°C |
| DIMENSIONS | LxWxH (5.75"x4.17"x0.43") |



RGB-SDE3 WiFi DMX WALL CONTROLLER

| | |
|-----------------|--|
| INPUT VOLTAGE | 6V DC, 0.6A |
| OUTPUT SIGNAL | DMX512 (x2) |
| PROGRAMMABILITY | PC/ MAC/ Tablet/ Smartphone |
| COLOR OPTIONS | Black/ White |
| CONNECTIONS | USB/ Ethernet/ RS232/ CLock/ 8dry contact ports/ 5V output relay |
| MEMORY | MicroSD Card |
| WORKING TEMP | -20°C ~ 40°C |
| DIMENSIONS | LxWxH (5.75"x4.17"x0.43") |

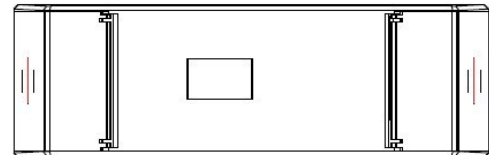


DMX DECODERS

All DMX Decoders require a DMX Controller and Non-Dimming Driver.
Please refer to page 6 for compatible options.

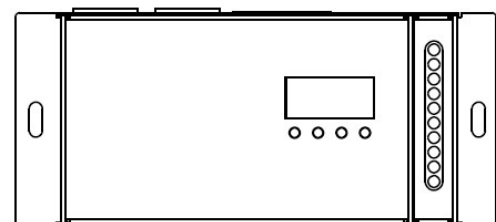
RGB-DMX-4C-RJ45 4-CHANNEL DMX DECODER

| | |
|-----------------|------------------------|
| INPUT VOLTAGE | 12V-24V DC |
| OUTPUT CURRENT | 5A X 4CH |
| OUTPUT WATTAGE | 60W(12V), 120W(24V) |
| OUTPUT CHANNELS | 4 |
| DIMENSIONS | LxWxH (7"x1.77"x0.75") |



RGB-DMX-5C-XLR 5-CHANNEL DMX DECODER

| | |
|-----------------|--------------------------|
| INPUT VOLTAGE | 12V-24V DC |
| OUTPUT CURRENT | 8A X 5CH |
| OUTPUT WATTAGE | 5 x (96W ~ 192W) |
| OUTPUT CHANNELS | 5 |
| DIMENSIONS | LxWxH (6.45"x2.87"x1.5") |



ARTIC-MX

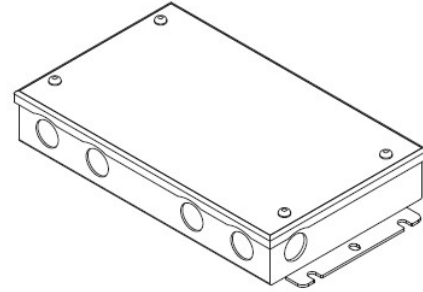
MINI COLOR TUNING WALL WASHER

COMPATIBLE NON-DIMMING DRIVERS

PSHK SERIES

NON-DIMMING CONSTANT VOLTAGE WITH JUNCTION BOX

| | | |
|---------------|---------|------------------------|
| PSHK-30W-24V | CLASS 2 | 6.5" X 3.6" X 1.02" |
| PSHK-60W-24V | CLASS 2 | 7.4" X 3.62" X 1.02" |
| PSHK-96W-24V | CLASS 2 | 8.66" X 3.66" X 1.61" |
| PSHK-150W-24V | | 10.24" X 4.06" X 1.81" |
| PSHK-200W-24V | | 10.24" X 4.06" X 1.81" |
| PSHK-288W-24V | CLASS 2 | 11.85" X 4.25" X 1.82" |
| PSHK-300W-24V | | 10.24" X 4.25" X 1.81" |




COMPATIBLE DALI DIMMING DRIVERS

PSDE-96W-24V-UNV-DALI-2-DT8

DALI-2 DIMMING DRIVER

| | |
|------------------|------------------------------|
| CLASS 2 | Yes |
| INPUT VOLTAGE | 100-277V AC |
| INPUT CURRENT | 1.25A MAX |
| OUTPUT CURRENT | 4A |
| MAX OUTPUT POWER | 96W |
| DIMENSIONS | LxWxH (9.52" x 4.88" x 1.6") |



* Non-dimming driver not required.