

ALP-4410KN

FLEXIBLE KNIFE-EDGE LED PROFILE SYSTEM

Project _____
Location _____
Quote/ Ref # _____

The **ALP-4410KN** (Knife Edge LED System) is engineered with horizontal bending capability, enabling smooth curves and flowing architectural forms without compromising its sharp, trimless aesthetic. It delivers crisp lines and uniform illumination, and when paired with the LNE Neon Series, produces continuous runs of light with exceptional precision and consistency.



SPECIFICATIONS

OPERATING VOLTAGE	24V DC
POWER CONSUMPTION	3W/ Ft. 5.3W/ Ft.
LUMEN OUTPUT	215 Lm/ Ft. (3W) 348 Lm/ Ft. (5.3W)
CRI	90+
COLOR TEMPERATURE	24K/ 27K/ 30K/ 35K/ 40K/ 50K/ RD/ GN/ BL/ AM/ PK/ YW
LENGTH OPTIONS	84 in.
MAXIMUM RUN LENGTH	Power Feed every 32 Ft.
DIMMING	MLV, ELV, 0-10, TRIAC and DMX
CONNECTIONS	End to End In-Field
OPERATING TEMPERATURE	-40°C (-40°F) to 50°C (122°F)
IP RATING	IP54 Indoor
CERTIFICATIONS	UL Listed

FEATURES

- Flexible, Aluminum Knife-Edge Profile
- Horizontal Bend
- Factory cut to length light engine
- Power Feed every 32 Ft.
- Field Cuttable Profile with Trimless Installation
- Ideal for straight runs and custom layouts
- UL Listed (US and Canada)

**Only profile is field cuttable.*

**Light Engine is factory-cut only. Do not field modify.*



ALP-4410KN: PROFILE SYSTEM

MODEL	LENGTH	FINISH
ALP4410KN	84 84 in.	WH White
	XX Custom Length	CC Custom Color

* Custom color finishes require powder coating. Allow 7 days lead time.

ALP-4410KN: LIGHT ENGINE

MODEL	OUTPUT	COLOR TEMP	VOLT	LENGTH	FEED LENGTH	REMOTE DRIVER
LNE-SB	30 3W	24K	RD	24 24V DC	1PF Per Foot	EB
		2400K	Red			PSDL Series
	50 5.3W	27K	GN			TRIAC
		2700K	Green			ELV Dimming
	30K	BL	D10			
	3000K	Blue	PSDE-96W-24-010JB			
35K	AM	0-10V Dimming				
3500K	Amber	HLE3				
40K	PK	Lutron ECO				
4000K	Pink	3-Wire				
50K	YW					
5000K	Yellow					

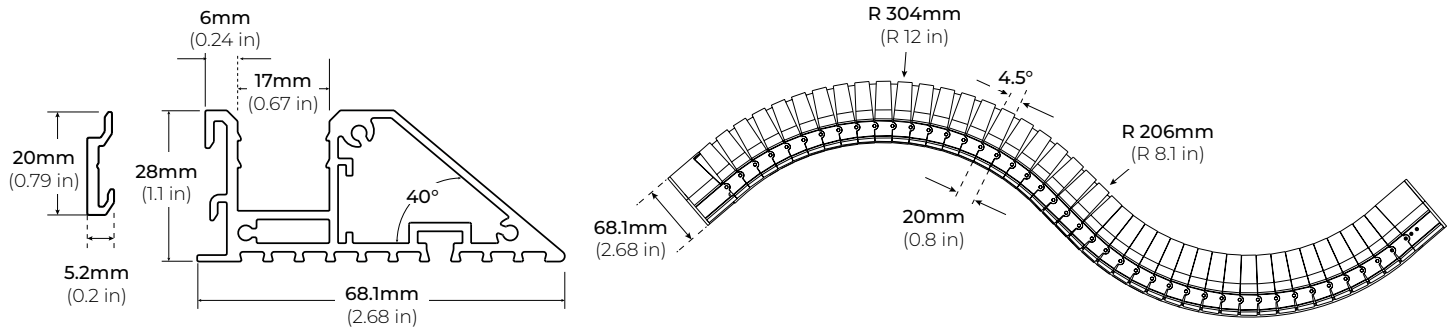
*1 = Custom length per FT. (Cut Point every 1.9")

* DMX Controllers and Decoders ordered separately

ALP-4410KN

FLEXIBLE KNIFE-EDGE LED PROFILE SYSTEM

DIMENSIONS



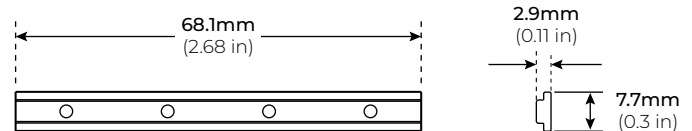
LUMENS

MODEL	TYPE	WATTS	Lumen/ FT
LNE-SB	30	3W	215 LM/ FT.
	50	5.3W	348 LM/ FT.

ACCESSORIES

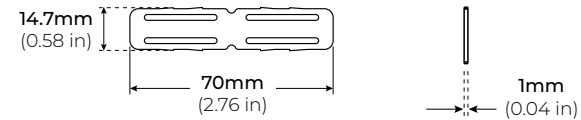
ALP4400KN-STB STRAIGHT CONNECTOR

* Sold separately



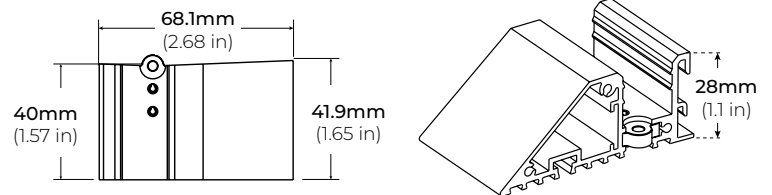
ALP4400KN-ATB STRAIGHT ALIGNMENT BRACKET

* Sold separately



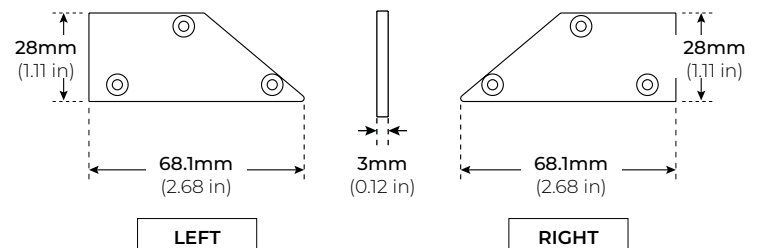
ALP4400KN-EF END FITTING

* Sold Separately
* Required accessory to complete the Knife Edge System



ALP4400KN-EC END CAP

* Sold Separately
* Required accessory to complete the Knife Edge System



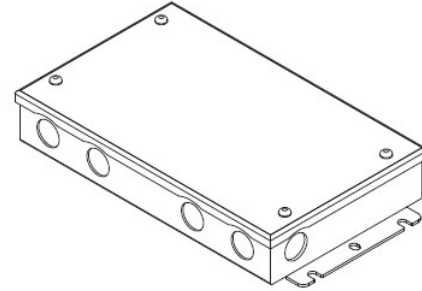
ALP-4410KN

FLEXIBLE KNIFE-EDGE LED PROFILE SYSTEM

COMPATIBLE TRANSFORMERS


PSDL SERIES TRIAC DIMMABLE

PSDL-30W-24V	CLASS 2	6.5" X 3.63" X 1.03"
PSDL-60W-24V	CLASS 2	7.4" X 3.63" X 1.03"
PSDL-96W-24V	CLASS 2	8.67" X 3.67" X 1.62"
PSDL-150W-24V		8.67" X 3.67" X 1.62"
PSDL-192W-24V	CLASS 2	10.25" X 4.06" X 1.82"
PSDL-200W-24V		10.25" X 4.06" X 1.82"
PSDL-288W-24V	CLASS 2	10.25" X 4.06" X 1.82"
PSDL-300W-24V		10.25" X 4.06" X 1.82"



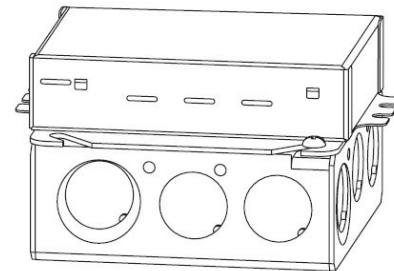
PSDE SERIES 0-10V DIMMING W/ JUNCTION BOX

PSDE-60W-24V-010-JB	CLASS 2	12.1" X 2.36" X 1.4"
PSDE-96W-24-010-JB	CLASS 2	12.1" X 2.36" X 1.4"




LUTRON 1% 3-WIRE DIMMING

L3DA4U1UKL-CV240	CLASS 2	4.89" X 4" X 2.62"
------------------	---------	--------------------



LUTRON 1%

PSDE-96W-24V-ECO	CLASS 2	10.5" X 3.0" X 2.0"
------------------	---------	---------------------



ALP-4410KN

FLEXIBLE KNIFE-EDGE LED PROFILE SYSTEM

COMPATIBLE NON-DIMMING DRIVERS

PSHK SERIES

NON-DIMMING CONSTANT VOLTAGE WITH JUNCTION BOX

PSHK-30W-24V	CLASS 2	6.5" X 3.6" X 1.02"
PSHK-60W-24V	CLASS 2	7.4" X 3.62" X 1.02"
PSHK-96W-24V	CLASS 2	8.66" X 3.66" X 1.61"
PSHK-150W-24V		10.24" X 4.06" X 1.81"
PSHK-200W-24V		10.24" X 4.06" X 1.81"
PSHK-288W-24V	CLASS 2	11.85" X 4.25" X 1.82"
PSHK-300W-24V		10.24" X 4.25" X 1.81"

