

ALP-4400KN

STRAIGHT KNIFE-EDGE LED PROFILE SYSTEM

Project _____
Location _____
Quote/ Ref # _____

The **ALP-4400KN** (Knife Edge LED System) delivers a seamless, sharp-edged architectural statement with crisp lines and smooth, uniform illumination. Designed to pair seamlessly with the LNE Neon Series, it produces smooth, continuous lines of light with exceptional uniformity and visual precision.



SPECIFICATIONS

OPERATING VOLTAGE	24V DC
POWER CONSUMPTION	3W/ Ft. 5.3W/ Ft.
LUMEN OUTPUT	215 Lm/ Ft. (3W) 348 Lm/ Ft. (5.3W)
CRI	90+
COLOR TEMPERATURE	24K/ 27K/ 30K/ 35K/ 40K/ 50K/ RD/ GN/ BL/ AM/ PK/ YW
LENGTH OPTIONS	84 in.
MAXIMUM RUN LENGTH	Power Feed every 32 Ft.
DIMMING	MLV, ELV, 0-10, TRIAC and DMX
CONNECTIONS	End to End In-Field
OPERATING TEMPERATURE	-40°C (-40°F) to 50°C (122°F)
IP RATING	IP54 Indoor
CERTIFICATIONS	UL Listed

FEATURES

- Aluminum Knife-Edge Profile
- Factory cut to length light engine
- Power Feed every 32 Ft.
- Field Cuttable Profile with Trimless Installation
- Ideal for straight runs and custom layouts
- UL Listed (US and Canada)

**Only profile is field cuttable.*

**Light Engine is factory-cut only. Do not field modify.*

ALP-4400KN: PROFILE SYSTEM



MODEL	LENGTH	FINISH
ALP4400KN	84 84 in.	WH White
	XX Custom Length	CC Custom Color

** Custom color finishes require powder coating. Allow 7 days lead time.*

ALP-4400KN: LIGHT ENGINE

MODEL	OUTPUT	COLOR TEMP	VOLT	LENGTH	FEED LENGTH	REMOTE DRIVER
LNE-SB	30 3W	24K	RD	24 24V DC	1PF Per Foot	EB PSDL Series TRIAC ELV Dimming
		27K	GN			D10 PSDE-96W-24-010JB 0-10V Dimming
	30K	BL	HLE3 Lutron ECO 3-Wire			
	35K	AM				
	40K	PK				
	50K	YW				
	5.3W	2400K	Red		3 Ft. Power Feed	
		2700K	Green		10 Ft. Power Feed	
		3000K	Blue		15 Ft. Power Feed	
		3500K	Amber		30 Ft. Power Feed	
		4000K	Pink		50 Ft. Power Feed	
		5000K	Yellow			

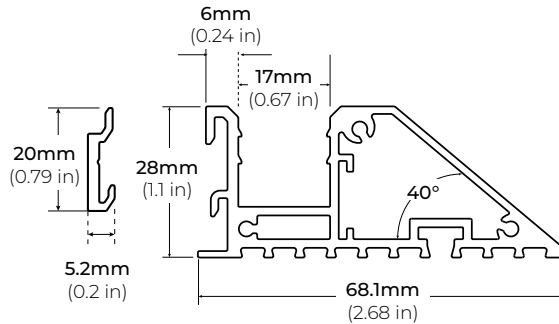
**1 = Custom length per FT. (Cut Point every 1.9")*

** DMX Controllers and Decoders ordered separately*

ALP-4400KN

STRAIGHT KNIFE-EDGE LED PROFILE SYSTEM

DIMENSIONS



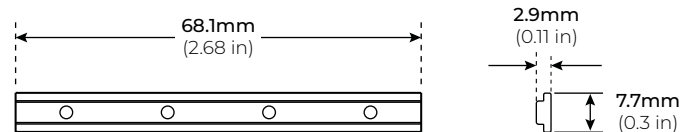
LUMENS

MODEL	TYPE	WATTS	Lumen/ FT
LNE-SB	30	3W	215 LM/ FT.
	50	5.3W	348 LM/ FT.

ACCESSORIES

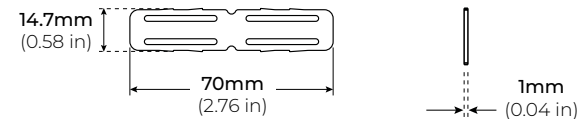
ALP4400KN-STB STRAIGHT CONNECTOR

* Sold separately



ALP4400KN-ATB STRAIGHT ALIGNMENT BRACKET

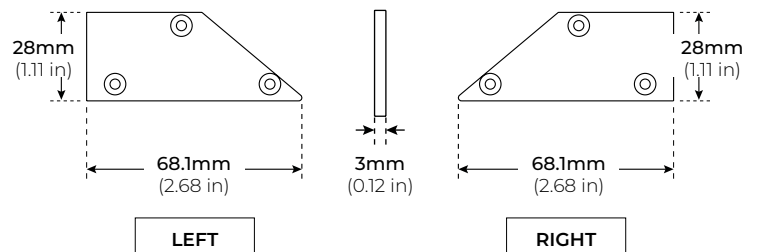
* Sold separately



ALP4400KN-EC END CAP

* Sold Separately

* Required accessory to complete the Knife Edge System



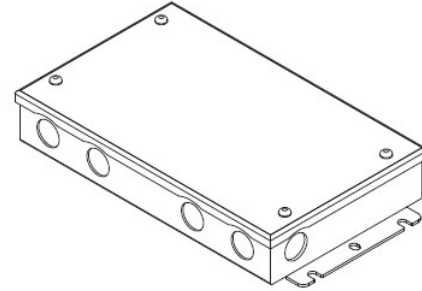
ALP-4400KN

STRAIGHT KNIFE-EDGE LED PROFILE SYSTEM

COMPATIBLE TRANSFORMERS


PSDL SERIES TRIAC DIMMABLE

PSDL-30W-24V	CLASS 2	6.5" X 3.63" X 1.03"
PSDL-60W-24V	CLASS 2	7.4" X 3.63" X 1.03"
PSDL-96W-24V	CLASS 2	8.67" X 3.67" X 1.62"
PSDL-150W-24V		8.67" X 3.67" X 1.62"
PSDL-192W-24V	CLASS 2	10.25" X 4.06" X 1.82"
PSDL-200W-24V		10.25" X 4.06" X 1.82"
PSDL-288W-24V	CLASS 2	10.25" X 4.06" X 1.82"
PSDL-300W-24V		10.25" X 4.06" X 1.82"



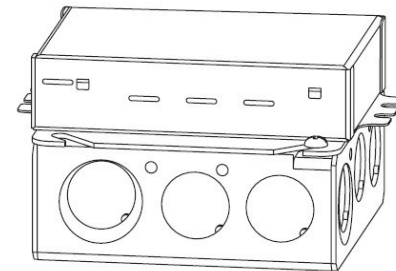
PSDE SERIES 0-10V DIMMING W/ JUNCTION BOX

PSDE-60W-24V-010-JB	CLASS 2	12.1" X 2.36" X 1.4"
PSDE-96W-24-010-JB	CLASS 2	12.1" X 2.36" X 1.4"




LUTRON 1% 3-WIRE DIMMING

L3DA4U1UKL-CV240	CLASS 2	4.89" X 4" X 2.62"
------------------	---------	--------------------



LUTRON 1%

PSDE-96W-24V-ECO	CLASS 2	10.5" X 3.0" X 2.0"
------------------	---------	---------------------



ALP-4400KN

STRAIGHT KNIFE-EDGE LED PROFILE SYSTEM

COMPATIBLE NON-DIMMING DRIVERS

PSHK SERIES

NON-DIMMING CONSTANT VOLTAGE WITH JUNCTION BOX

PSHK-30W-24V	CLASS 2	6.5" X 3.6" X 1.02"
PSHK-60W-24V	CLASS 2	7.4" X 3.62" X 1.02"
PSHK-96W-24V	CLASS 2	8.66" X 3.66" X 1.61"
PSHK-150W-24V		10.24" X 4.06" X 1.81"
PSHK-200W-24V		10.24" X 4.06" X 1.81"
PSHK-288W-24V	CLASS 2	11.85" X 4.25" X 1.82"
PSHK-300W-24V		10.24" X 4.25" X 1.81"

