

# LPS FRAMELESS CUSTOM PANEL




## CUSTOMIZABLE FRAMELESS LED SHEET PANEL LIGHTING SYSTEM

Project \_\_\_\_\_

Location \_\_\_\_\_

Quote/ Ref # \_\_\_\_\_

Manufactured with high-quality light guide plate with advanced laser dot technology for uniform and seamless illumination and maximum brightness. Suitable for: Hospitality, Retail, Residential, Bars, Restaurants, Accent Lighting, Cove lighting, Millwork, Branding, Signage and Custom Fixtures.



### SPECIFICATIONS

INPUT VOLTAGE	24V DC
POWER CONSUMPTION	4.5W/ Sq Ft.
THICKNESS	10mm
LUMEN OUTPUT	80~95 Lm/ W
CRI	90+
COLOR TEMPERATURE	30K/ 40K/ 50K/ 60K
WIRE SIZE	20 AWG 2 Wire
MAXIMUM SIZE	94.5 in. x 47.2 in. (L x W)
WEIGHT	1.46 lbs/ sq ft.
OPERATING VOLTAGE	120-277V
SURFACE LUX	2,000 - 10,000 LUX
UNIFORMITY	>85%
DIMMING	MLV, ELV, 0-10V, TRIAC and DALI
OPERATING TEMPERATURE	-22°F (-30°C) to 104°F (40°C)
ENVIRONMENT	Damp Location
LUMEN MAINTENANCE	50,000 Hrs.
CERTIFICATIONS	UL Listed, CE, RoHS

### FEATURES

- Dimmable to 1%
- 10mm Thickness
- Damp Location Rated
- Any shape or size up to 94.5" x 47.2" (L x W)
- UL Listed (US and Canada)

\* Approved for closet/ storage space installation per NEC 410. 16(A)(3) and 410. 16(C)(5)

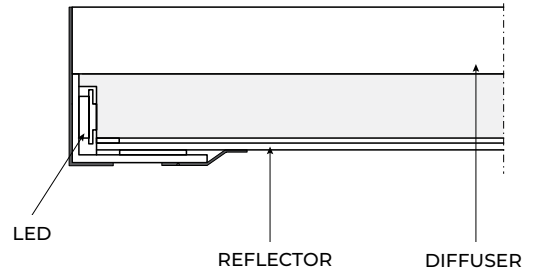
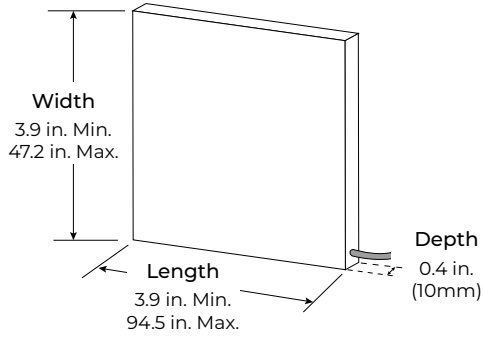


MODEL	COLOR TEMP	SIZE	LENS	POWER FEED	VOLT
LPS-FL	<b>30K</b> 3000K	<b>*XX</b> Custom	<b>FR*</b> Matte Frosted	<u>Side Feed</u> A1 A2 A3 A4 A5 A6 A7 A8	24V 24V DC
	<b>40K</b> 4000K				
	<b>50K</b> 5000K		<u>Back Feed</u> B1 B2 B3 B4		
	<b>60K</b> 6000K				
		* L x W (length x width) Please consult factory	* Matte Frosted Diffuser is standard	See page 3 for powerfeed reference	

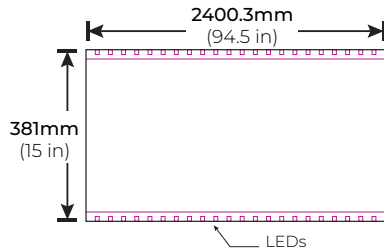
# LPS FRAMELESS CUSTOM PANEL

## CUSTOMIZABLE FRAMELESS LED SHEET PANEL LIGHTING SYSTEM

### DIMENSIONS

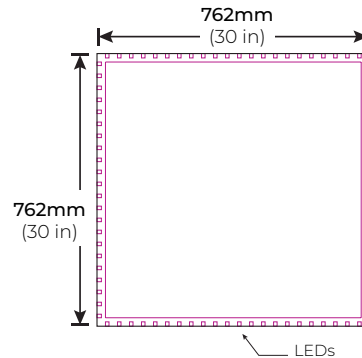


### SURFACE ILLUMINATION



#### LED ON 2 SIDES

Over 15" between LEDs



#### LED ON 4 SIDES

Over 30" between LEDs

### ILLUMINATION GUIDE

SIZE	LED STRIP	SURFACE BRIGHTNESS	WATT
6 in. x 6 in.	1 Side	6,000 Lx	2W
12 in. x 12 in.	1 Side	3,000 Lx	4W
24 in. x 24 in.	2 Sides	3,200 Lx	15W
36 in. x 36 in.	2 Sides	2,600 Lx	23W

# LPS FRAMELESS CUSTOM PANEL

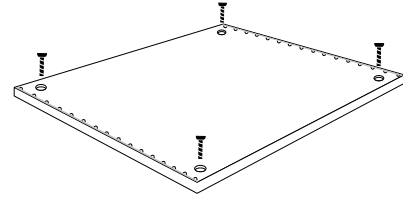
## CUSTOMIZABLE FRAMELESS LED SHEET PANEL LIGHTING SYSTEM

### MOUNTING ACCESSORIES

Hardware provided by others.

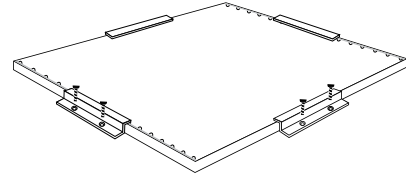
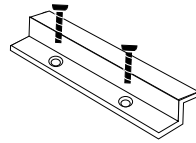
#### SCREWS

\*Holes are drilled during the manufacturing process according to specification drawings.

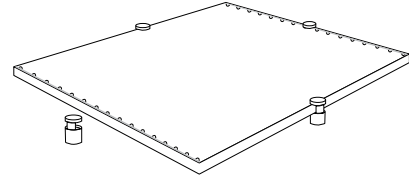
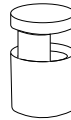


#### Z-CLIPS

\*Screw Z-Clips to the back of the frame and to the wall.

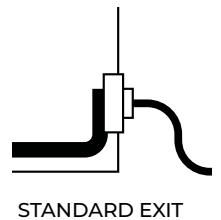
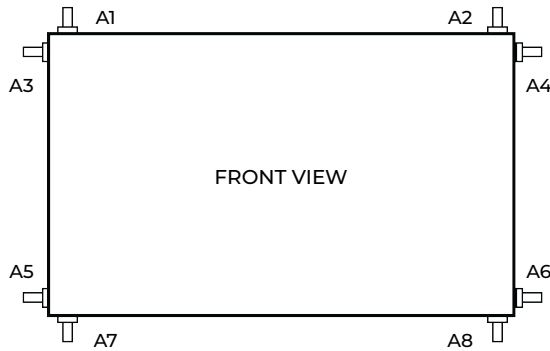


#### MIRROR CLIPS

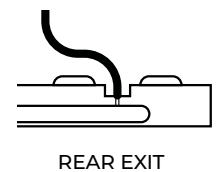
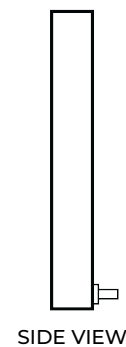
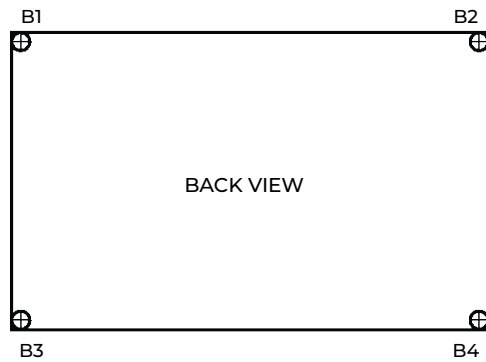


### POWER FEED OPTIONS

#### TYPE A SIDE FEED



#### TYPE B BACK FEED



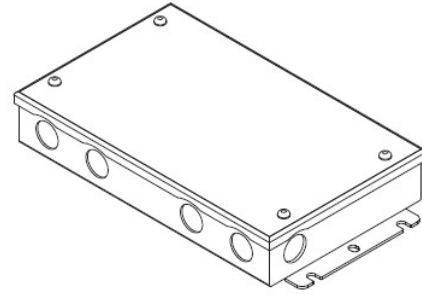
# LPS FRAMELESS CUSTOM PANEL

## CUSTOMIZABLE FRAMELESS LED SHEET PANEL LIGHTING SYSTEM

### COMPATIBLE TRANSFORMERS

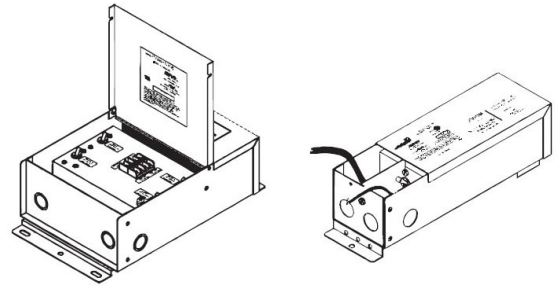
#### PSDL SERIES TRIAC DIMMABLE

PSDL-30W-24V	CLASS 2	6.5" X 3.63" X 1.58"
PSDL-60W-24V	CLASS 2	7.4" X 3.63" X 1.58"
PSDL-96W-24V	CLASS 2	8.67" X 3.67" X 1.62"
PSDL-150W-24V		10.25" X 4.06" X 1.82"
PSDL-192W-24V	CLASS 2	11" X 4" X 1.82"
PSDL-200W-24V		10.25" X 4.06" X 1.82"
PSDL-288W-24V	CLASS 2	11.85" X 4.25" X 1.82"
PSDL-300W-24V		10.25" X 4.06" X 1.82"



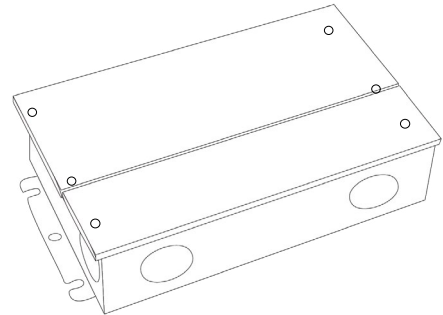
#### PSDH SERIES HIGH PERFORMANCE MAGNETIC LOW VOLTAGE (MLV)

PSDH-48W-24V	CLASS 2	11.25" X 3.38" X 3.38"
PSDH-96W-24V	CLASS 2	11.25" X 3.38" X 3.37"
PSDH-288W-24V	CLASS 2	14.25" X 8.43" X 4.43"



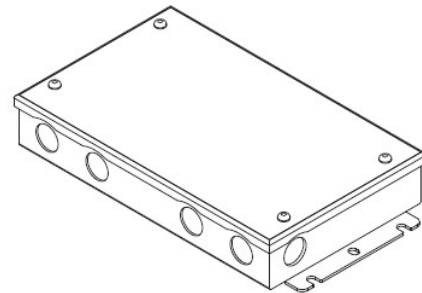
#### PSRX SERIES 4-IN-1 DIMMING DRIVER W/ JUNCTION BOX

PSRX-30W-24V-UNV	CLASS 2	6.5" X 3.7" X 1.57"
PSRX-60W-24V-UNV	CLASS 2	7.4" X 3.72" X 1.57"
PSRX-96W-24V-UNV	CLASS 2	8.66" X 3.72" X 1.57"
PSRX-150W-24V-UNV		10.24" X 4.13" X 1.77"
PSRX-200W-24V-UNV		10.24" X 4.13" X 1.77"
PSRX-300W-24V-UNV		10.94" X 4.33" X 1.77"



#### PSVT SERIES 0-10V DIMMING WITH JUNCTION BOX

PSVT-60W-24V-UNV-010	CLASS 2	7.4" X 3.72" X 1.57"
PSVT-96W-24V-UNV-010	CLASS 2	8.66" X 3.72" X 1.57"
PSVT-200W-24V-UNV-010		10.24" X 4.13" X 1.77"
PSVT-288W-24V-UNV-010	CLASS 2	11.85" X 4.25" X 1.81"
PSVT-300W-24V-UNV-010		10.94" X 4.33" X 1.77"



# LPS FRAMELESS CUSTOM PANEL

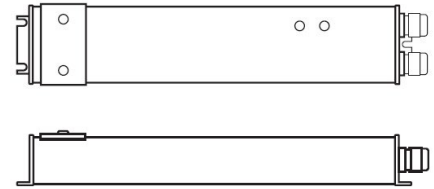
## CUSTOMIZABLE FRAMELESS LED SHEET PANEL LIGHTING SYSTEM

### COMPATIBLE TRANSFORMERS

---

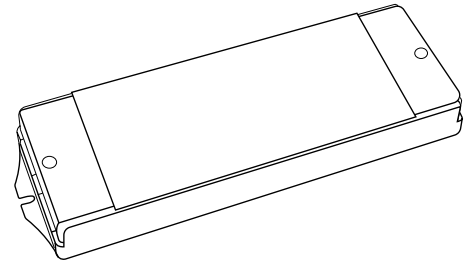
PSDE SERIES  
0-10V DIMMING W/ JUNCTION BOX

PSDE-60W-24V-010-JB CLASS 2 12.1" X 2.36" X 1.4"  
PSDE-96W-24V-010-JB CLASS 2 12.1" X 2.36" X 1.4"



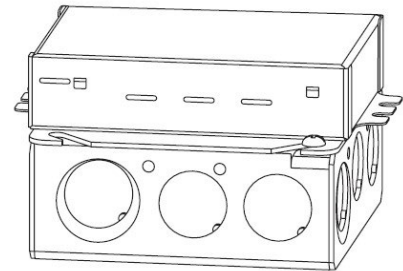
PSDE SERIES  
DALI-2 DIMMING DRIVER

PSDE-30W-24V-UNV-DALI CLASS 2 6.75" X 2.13" X 0.79"  
PSDE-60W-24V-UNV-DALI CLASS 2 6.75" X 2.13" X 0.79"




LUTRON 1%  
3-WIRE DIMMING

L3DA4U1UKL-CV240 CLASS 2 4.89" X 4" X 2.62"



LUTRON 1%

PSDE-96W-24V-ECO CLASS 2 10.5" X 3.0" X 2.0"



### COMPATIBLE NON-DIMMING DRIVERS

---

PSHK SERIES  
NON-DIMMING CONSTANT VOLTAGE WITH JUNCTION BOX

PSHK-30W-24V CLASS 2 6.5" X 3.6" X 1.02"  
PSHK-60W-24V CLASS 2 7.4" X 3.62" X 1.02"  
PSHK-96W-24V CLASS 2 8.66" X 3.66" X 1.61"  
PSHK-150W-24V 10.24" X 4.06" X 1.81"  
PSHK-200W-24V 10.24" X 4.06" X 1.81"  
PSHK-288W-24V CLASS 2 11.85" X 4.25" X 1.82"  
PSHK-300W-24V 10.94" X 4.25" X 1.81"

