

ALP-2300TL

1" WIDE APERTURE TRIMLESS LED PROFILE

Project

Location

Quote/ Ref #

The **ALP-2300TL** is an Architectural Grade, LED extrusion profile designed for recessed applications. Made from high quality aluminum, these extrusions provide superior thermal management for higher wattage LED strips prolonging the overall lifespan of of the lighting system. Manufactured with a patented frosted diffuser for maximum lumen output and a wider beam distribution.



SPECIFICATIONS

TYPE	Trimless
AVAILABLE LENGTHS	48 in. 96 in.
FINISH	White
LENS OPTION	Frosted
APERTURE	1 in.
CHANNEL	ALP2300TL
LENS	ALP2300TL-LN (included)
END CAP	ALP2300TL-EC
STRAIGHT CONNECTOR	ALP2000TL-STB
INTERNAL CONNECTOR	ALP2000TL-INB
RIGHT ANGLE CONNECTOR	ALP2000TL-L90

FEATURES

- Customizable
- 1" Aperture
- Field cuttable
- Compatible with LED strips up to 23mm (0.9 in) wide
- Durable, anodized aluminum
- Protects LEDs from dust and other elements
- Dissipates heat from LED

*LED strips sold separately

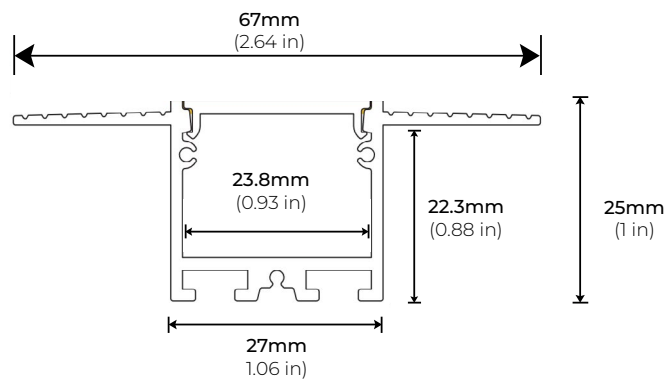


MODEL	LENGTH	LENS	FINISH
ALP2300TL	48 48 in.	FR Frosted	WH White
	96 96 in.		

ALP-2300TL

1" WIDE APERTURE TRIMLESS LED PROFILE

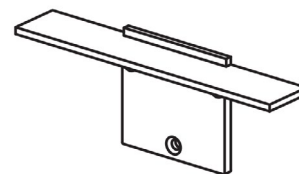
DIMENSIONS



ACCESSORIES


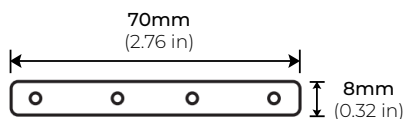
ALP2300TL-EC END CAP

*SOLD SEPARATELY



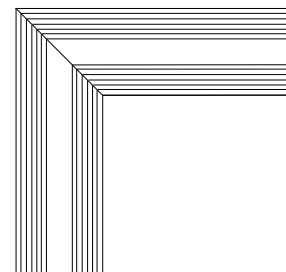
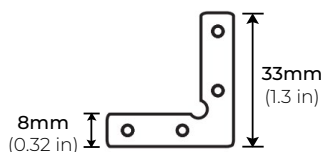
ALP2000TL-STB STRAIGHT CONNECTOR

*SOLD SEPARATELY




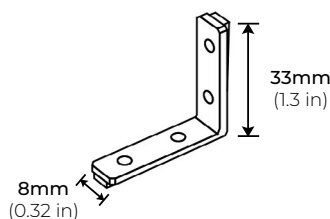
ALP2000TL-INB INTERNAL CONNECTOR (SAME PLANE CONNECTOR)

*SOLD SEPARATELY



ALP2000TL-L90 RIGHT ANGLE CONNECTOR (WALL-TO-CEILING CONNECTOR)

*SOLD SEPARATELY



ALP-2300TL

1" WIDE APERTURE TRIMLESS LED PROFILE

ASSEMBLY

