


# ALP-135

## SUSPENSION MOUNT LED PROFILE

Project \_\_\_\_\_  
Location \_\_\_\_\_  
Quote/ Ref # \_\_\_\_\_

ALP Suspension Series profiles are Architectural Grade LED extrusions designed for linear LED strips for suspended applications. Made from high quality aluminum, these extrusions provide superior thermal management for higher wattage LED strips. They come with a patented frosted lens diffuser for maximum lumen output and a wider beam spread/distribution.



### SPECIFICATIONS

TYPE	Suspended Mount
AVAILABLE LENGTHS	48 in./ 98.5 in.
FINISH	White/ Black/ Silver
LENS OPTION	Frosted
TRANSFORMER	Remote
CHANNEL	ALP135
LENS	ALP135-LN
END CAP	ALP135-EC
CABLE SUSPENSION KIT	ALP-CS12
POWER FEED KIT	ALP-CF (sold separately)
NON-POWER FEED KIT	ALP-CSB (sold separately)
WARRANTY	5 Years

### FEATURES

- Compatible with LED strips up to 14mm (0.55 in.)
- Field Cuttable
- Durable anodized aluminum
- Protects LED systems from dust and other elements
- Suitable for suspended applications
- Dissipates heat from LED, prolonging its lifetime

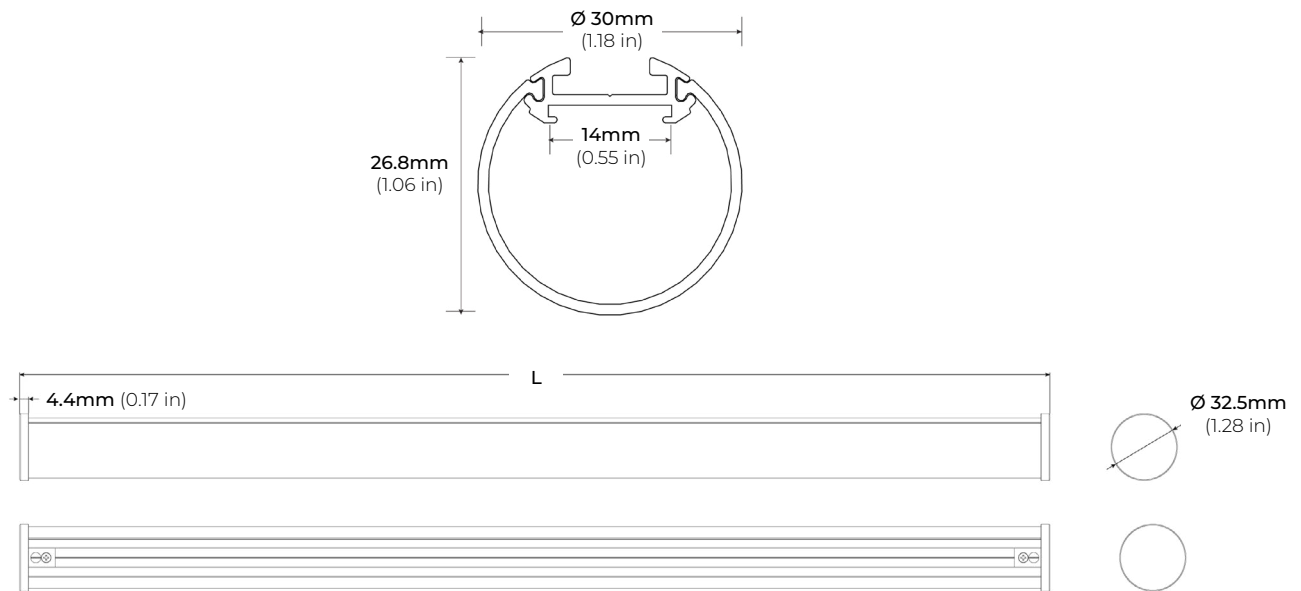


MODEL	LENGTH	LENS	FINISH
ALP135	<b>48</b> 48 in.	<b>FR</b> Frosted Lens	<b>WH</b> White
	<b>98</b> 98.5 in.		<b>BK</b> Black
	<b>XX</b> Custom Length		<b>SI</b> Silver
* Frosted Lens incuded			

# ALP-135

## SUSPENSION MOUNT LED PROFILE

### DIMENSIONS



### COMPATIBLE ACCESSORIES

**ALP135-EC-WH**  
END CAP (WHITE)

**ALP135-EC-BK**  
END CAP (BLACK)

**ALP135-EC-SI**  
END CAP (SILVER)

Ø 32.5mm x 2.4mm (Ø 1.28" x 0.09")

\* TWO (2) INCLUDED WITH EVERY CHANNEL

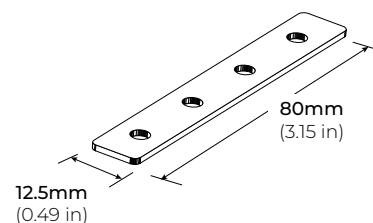


**ALP135-SC-WH**  
CONNECTOR BRACKET (WHITE)

**ALP135-SC-BK**  
CONNECTOR BRACKET (BLACK)

**ALP135-SC-SI**  
CONNECTOR BRACKET (SILVER)

\* SOLD SEPARATELY



# ALP-135

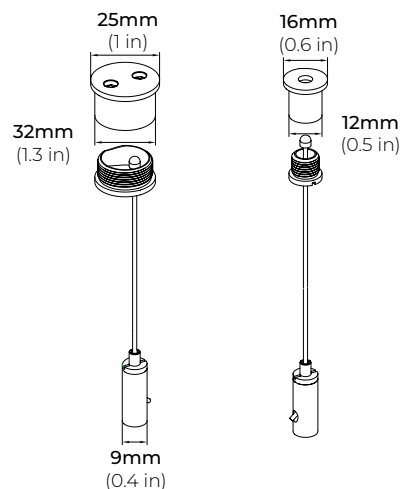
## SUSPENSION MOUNT LED PROFILE

### MOUNTING ACCESSORIES

#### ALP-CS12

EUROPEAN SUSPENSION KIT

\* STANDARD SUSPENSION CABLE LENGTH IS 10FT.



### SUSPENSION KIT ACCESSORIES

\* STANDARD SUSPENSION CABLE LENGTH IS 10FT.

#### POWER FEED KIT

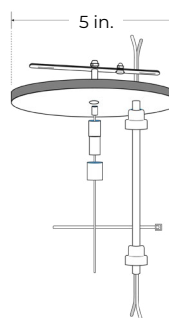
##### ALP-CF-WH

WHITE POWER FEED KIT

##### ALP-CF-BK

BLACK POWER FEED KIT

\*SOLD SEPARATELY



#### 2" NON-POWER FEED KIT

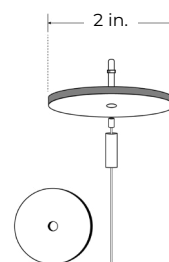
##### ALP-CSB-WH-2

2" WHITE FEED KIT

##### ALP-CSB-BK-2

2" BLACK FEED KIT

\*SOLD SEPARATELY



#### 5" NON-POWER FEED KIT

##### ALP-CSB-WH-5

5" WHITE FEED KIT

##### ALP-CSB-BK-5

5" BLACK FEED KIT

\*SOLD SEPARATELY

