

ALP-102


SURFACE/SUSPENDED MOUNT LED PROFILE

Project _____

Location _____

Quote/ Ref # _____

The **ALP-102** is an architectural-grade LED extrusion designed for surface applications and compatible with linear LED strips up to 22mm (0.87") wide. Made from high quality aluminum, these extrusions provide superior thermal management for LED strips and prolong the lighting system's lifespan. Manufactured with a patented frosted diffuser for maximum lumen output and wider beam distribution.



SPECIFICATIONS

TYPE	Surface/ Suspension Mount
AVAILABLE LENGTHS	49 in./ 98 in.
FINISH	Black, White, Silver
LENS OPTION	Frosted, Black, Asymmetric, Double Asymmetric
CHANNEL	ALP-102
LENS	ALP102-LN (Included)
END CAP	ALP102-EC (Sold Separately)
WARRANTY	5 Years

FEATURES

- Customizable
- Compatible with 22mm (0.87") wide LED strips
- Durable, anodized aluminum
- Frosted lens diffuser included
- Protects LED systems from dust and other elements
- Dissipates heat from LED, prolonging its lifetime



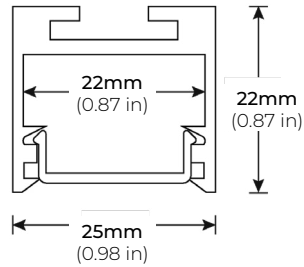
MODEL	LENS	LENGTH	FINISH
ALP-102	FR Frosted	49 49 in.	BK Black
	BL Black	98 98 in.	WH White
	ASY Asymmetric		SI Silver
	DSY Double Asymmetric		CU Custom (Powder Coat)

* Custom color finishes require powder coating. Allow 7 days lead time.

ALP-102

SURFACE/ SUSPENDED MOUNT LED PROFILE

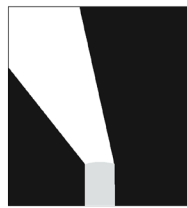
DIMENSIONS




LENS OPTIONS



FROSTED / BLACK



ASYMMETRIC

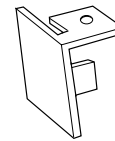


DOUBLE ASYMMETRIC

COMPATABLE ACCESSORIES

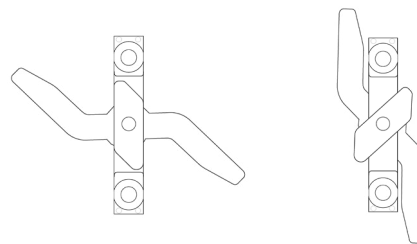
ALP102-EC END CAP

* Sold Separately



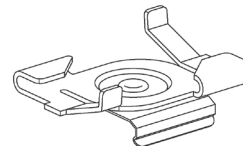
ALP102-SBC SWITCH BLADE MOUNTING CLIP

2.54" x 0.96" x 0.2" (L x W x H)



ALP102-TB-WH T-BAR BRACKET

* Sold Separately



ALP102-STB STRAIGHT CONNECTOR

3.94" x 0.61" x 0.08" (L x W x H)



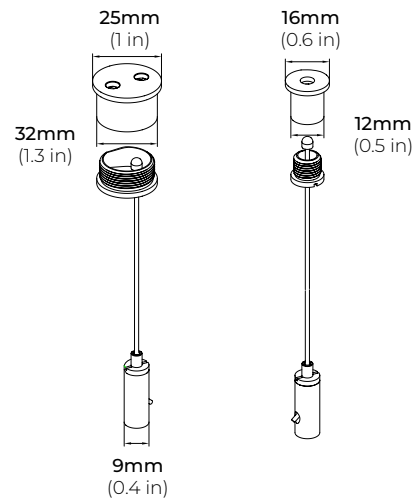
ALP-102

SURFACE/SUSPENDED MOUNT LED PROFILE

SUSPENSION KIT ACCESSORIES

ALP-CS12
EUROPEAN SUSPENSION KIT

*SOLD SEPARATELY



5" JUNCTION BOX POWER FEED

ALP-CF-WH
WHITE POWER FEED

ALP-CF-BK
BLACK POWER FEED

*SOLD SEPARATELY

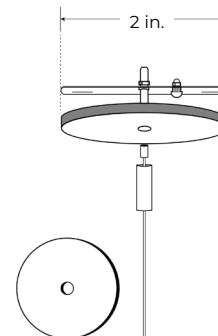


2" NON-POWER FEED

ALP-CSB-WH-2
2" WHITE FEED

ALP-CSB-BK-2
2" BLACK FEED

*SOLD SEPARATELY



5" JUNCTION BOX NON-POWER FEED

ALP-CSB-WH-5
5" WHITE FEED

ALP-CSB-BK-5
5" BLACK FEED

*SOLD SEPARATELY

