

LNT-45


4.4W IP65 FLEXIBLE LED NEON SERIES

Project _____

Location _____

Quote/ Ref # _____

LNT45 is a high performance flexible LED fixture designed as a neon replacement. Suitable for indoor and outdoor applications, the LNT45 easily bends around contours and tight curves without being damaged. It allows for easy installation with its factory sealed terminators and self-locking male and female barrel connectors.



SPECIFICATIONS

INPUT VOLTAGE	24V DC Constant Voltage
POWER CONSUMPTION	4.4W per Ft.
LUMEN OUTPUT	215 Lm/ Ft. (Flat) 115 Lm/ Ft. (Dome)
CRI	88+
COLOR TEMPERATURE	22K/ 27K/ 30K/ 35K/ 40K/ 50K RD/ GN/ BL/ AM/ PK/ YW
DIMMING/ CONTROL	MLV, ELV, 0-10 and TRIAC
MAXIMUM RUN LENGTH	32 Ft.
CUTTABLE	Every 100.1mm (3.94 in)
POWER FACTOR	≤ 1
STORAGE TEMPERATURE	-40°F (-40°C) to 140°F (60°C)
OPERATING TEMPERATURE	-40°F (-40°C) to 131°F (55°C)
BEAM ANGLE	160° (Flat) 120° (Dome)
HUMIDITY	0-95% Non Condensing
IP RATING	IP65
CERTIFICATIONS	UL Listed
LUMEN MAINTENANCE	50,000 Hrs.

FEATURES

- High color consistency
- Smooth illumination
- Continuous run length up to 32 Ft.
- Dimmable with CORE dimmable drivers
- UL Listed

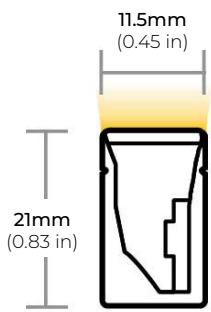


MODEL	LENS	COLOR TEMP		VOLTAGE	LENGTH	POWER FEED	FEED LENGTH
LNT-45	F Flat	22K	RD Red	24 24V DC	Please refer to pages 4 for exact lengths with corresponding ordering codes.	IP65EF End Feed	HW36 36 In. Power Feed
		27K	GN Green				HW120 120 In. Power Feed
	30K	BL Blue					
	35K	AM Amber					
	40K	PK Pink					
	50K	YW Yellow					
		60K					
		6000K					

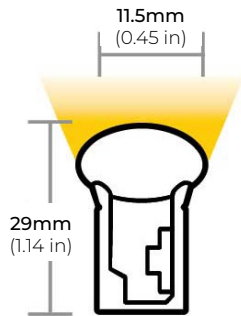
LNT-45

4.4W INDOOR/ OUTDOOR LINEAR OPTICAL LED STRIP

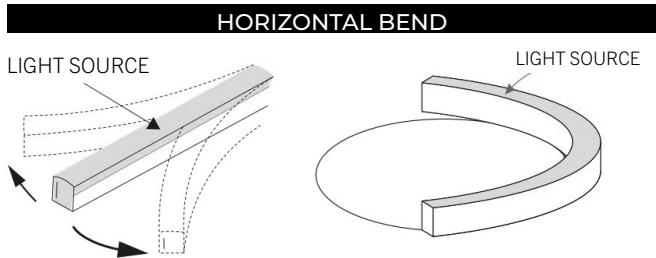
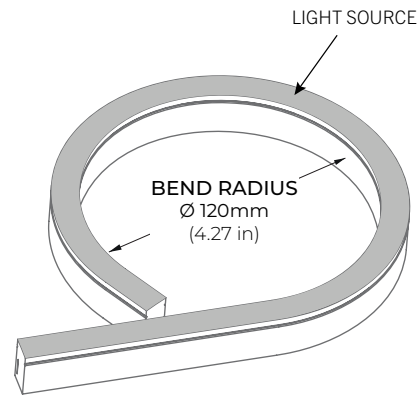
DIMENSIONS



FLAT LENS



DOME LENS



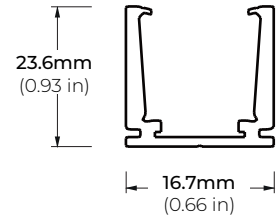

* LED strip only bends along horizontal axis. Bending the LED strip vertically (perpendicular) to the light surface risks damage to the LED strip. Do **NOT** bend more than the indicated bend radius (shown above). Doing so will damage the LED strip.

COMPATIBLE ACCESSORIES

SELF LOCKING ALUMINUM PROFILE

LNT45-AC2
2" PROFILE

LNT45-AC39
39" PROFILE



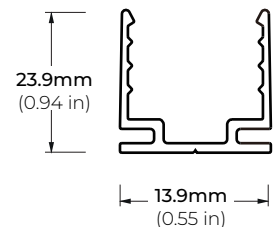
FLEXIBLE ALUMINUM CHANNEL

LNT45-AFX
39" CHANNEL



PLASTIC PROFILE

LNT45-PC39
39" PROFILE

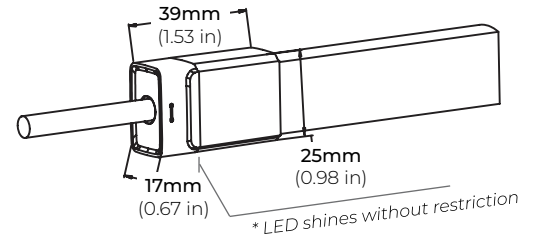


LNT-45

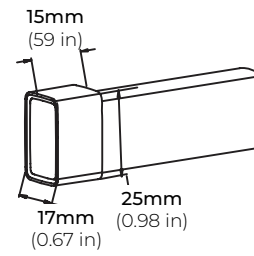

4.4W INDOOR/ OUTDOOR LINEAR OPTICAL LED STRIP

IP65 POWER FEED

IP65EF
END FEED



IP65EC
END CAP



LNT-45

4.4W INDOOR/ OUTDOOR LINEAR OPTICAL LED STRIP

CUTTING LENGTH CODES

LNT-45 Series is cuttable every **3.94" (10CM)**. Please refer to the chart below to determine actual lengths once LED is cut versus actual lengths required or specified.

Total Length Calculation = Order Code Length + End Feed option Length
Example: 60.58" Total Length = Order Code 15 (59.05") + (1.53") End Feed

POWER FEED OPTION	LENGTH
END FEED	1.53 INCHES

CUTTING LENGTH INCREMENT TABLE

CODE	LENGTH (CM)	LENGTH (IN)
1	10	3.94
2	20	7.87
3	30	11.81
4	40	15.75
5	50	19.68
6	60	23.62
7	70	27.56
8	80	31.50
9	90	35.43
10	100	39.37
11	110	43.31
12	120	47.24
13	130	51.18
14	140	55.12
15	150	59.05
16	160	63.00
17	170	66.93
18	180	70.87
19	190	74.80
20	200	78.74
21	210	82.68
22	220	86.61
23	230	90.55
24	240	94.49
25	250	98.43
26	260	102.36
27	270	106.29
28	280	110.24
29	290	114.17
30	300	118.11
31	310	122.05
32	320	125.98
33	330	129.92
34	340	133.86
35	350	137.79
36	360	141.73
37	370	145.67
38	380	149.61
39	390	153.54
40	400	157.48

CODE	LENGTH (CM)	LENGTH (IN)
41	410	161.42
42	420	165.35
43	430	169.29
44	440	173.23
45	450	177.16
46	460	181.10
47	470	185.04
48	480	188.98
49	490	192.91
50	500	196.85
51	510	200.79
52	520	204.72
53	530	208.66
54	540	212.60
55	550	216.53
56	560	220.47
57	570	224.41
58	580	228.35
59	590	232.28
60	600	236.22
61	610	240.16
62	620	244.10
63	630	248.03
64	640	251.97
65	650	255.91
66	660	259.84
67	670	263.78
68	680	267.72
69	690	271.65
70	700	275.59
71	710	279.53
72	720	283.46
73	730	287.40
74	740	291.34
75	750	295.28
76	760	299.21
77	770	303.15
78	780	307.09
79	790	311.02
80	800	314.96

CODE	LENGTH (CM)	LENGTH (IN)
81	810	318.90
82	820	322.83
83	830	326.77
84	840	330.71
85	850	334.65
86	860	338.58
87	870	342.52
88	880	346.46
89	890	350.39
90	900	354.33
91	910	358.27
92	920	362.20
93	930	366.14
94	940	370.08
95	950	374.02
96	960	377.95
97	970	381.89
98	980	385.83
99	990	389.76
100	1000	393.70

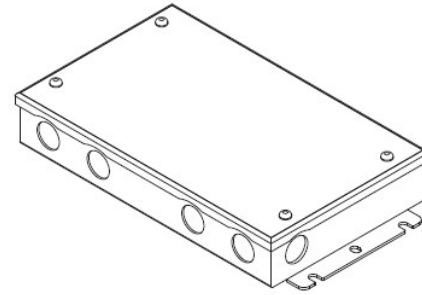
LNT-45

4.4W INDOOR/ OUTDOOR LINEAR OPTICAL LED STRIP

COMPATIBLE TRANSFORMERS

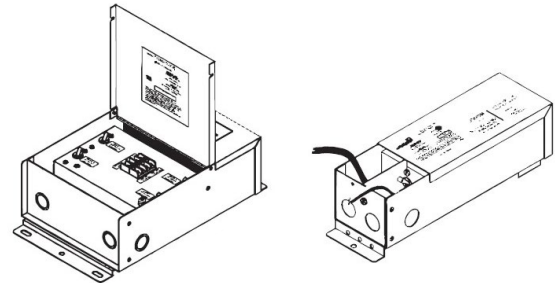
PSDL SERIES TRIAC DIMMABLE

PSDL-30W-24V	CLASS 2	6.5" X 3.63" X 1.58"
PSDL-60W-24V	CLASS 2	7.4" X 3.63" X 1.58"
PSDL-96W-24V	CLASS 2	8.67" X 3.67 X 1.62"
PSDL-150W-24V		10.25" X 4.06" X 1.82"
PSDL-192W-24V	CLASS 2	11" X 4" X 1.82"
PSDL-200W-24V		10.25" X 4.06" X 1.82"
PSDL-288W-24V	CLASS 2	11.85" X 4.25" X 1.82"
PSDL-300W-24V		10.25" X 4.06" X 1.82"



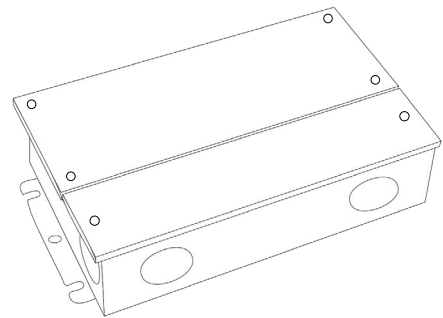
PSDH SERIES HIGH PERFORMANCE MAGNETIC LOW VOLTAGE (MLV)

PSDH-48W-24V	CLASS 2	11.25" X 3.38" X 3.38"
PSDH-96W-24V	CLASS 2	11.25" X 3.38" X 3.37"
PSDH-288W-24V	CLASS 2	14.25" X 8.43" X 4.43"



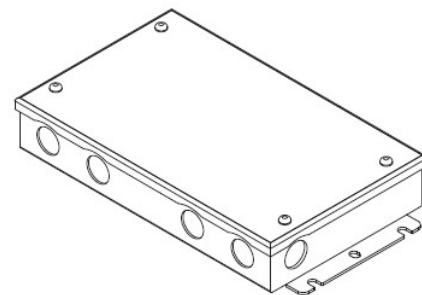
PSRX SERIES 4-IN-1 DIMMING DRIVER W/ JUNCTION BOX

PSRX-30W-24V-UNV	CLASS 2	6.5" X 3.7" X 1.57"
PSRX-60W-24V-UNV	CLASS 2	7.4" X 3.72" X 1.57"
PSRX-96W-24V-UNV	CLASS 2	8.66" X 3.72" X 1.57"
PSRX-150W-24V-UNV		10.24" X 4.13" X 1.77"
PSRX-200W-24V-UNV		10.24" X 4.13" X 1.77"
PSRX-300W-24V-UNV		10.94" X 4.33" X 1.77"



PSVT SERIES 0-10V DIMMING WITH JUNCTION BOX

PSVT-60W-24V-UNV-010	CLASS 2	7.4" X 3.72" X 1.57"
PSVT-96W-24V-UNV-010	CLASS 2	8.66" X 3.72" X 1.57"
PSVT-200W-24V-UNV-010		10.24" X 4.13" X 1.77"
PSVT-288W-24V-UNV-010	CLASS 2	11.85" X 4.25" X 1.81"
PSVT-300W-24V-UNV-010		10.94" X 4.33" X 1.77"



LNT-45

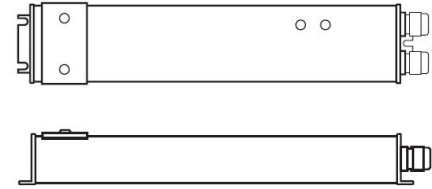
4.4W INDOOR/ OUTDOOR LINEAR OPTICAL LED STRIP

COMPATIBLE TRANSFORMERS

PSDE SERIES

0-10V DIMMING W/ JUNCTION BOX

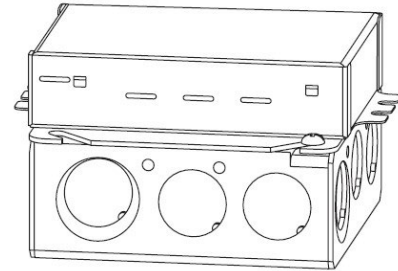
PSDE-60W-24V-010-JB	CLASS 2	12.1" X 2.36" X 1.4"
PSDE-96W-24V-010-JB	CLASS 2	12.1" X 2.36" X 1.4"



LUTRON 1%


2 OR 3-WIRE DIMMING

LTEA4U1UKL-CV240	CLASS 2	4.89" X 4" X 2.62"
L3DA4U1UKL-CV240	CLASS 2	4.89" X 4" X 2.62"



LUTRON 1%

PSDE-96W-24V-ECO	CLASS 2	10.5" X 3.0" X 2.0"
------------------	---------	---------------------



COMPATIBLE NON-DIMMING DRIVERS

PSHK SERIES

NON-DIMMING CONSTANT VOLTAGE WITH JUNCTION BOX

PSHK-30W-24V	CLASS 2	6.5" X 3.6" X 1.02"
PSHK-60W-24V	CLASS 2	7.4" X 3.62" X 1.02"
PSHK-96W-24V	CLASS 2	8.66" X 3.66" X 1.61"
PSHK-150W-24V		10.24" X 4.06" X 1.81"
PSHK-200W-24V		10.24" X 4.06" X 1.81"
PSHK-288W-24V	CLASS 2	11.85" X 4.25" X 1.82"
PSHK-300W-24V		10.24" X 4.25" X 1.81"

