

SLINQ RIGID


360° ROUND NEON SERIES

Project _____

Location _____

Quote/ Ref # _____

Slinq Rigid— IP65 rated, semi-rigid LED light is the perfect solution for those looking to create stunning 360° illuminating designs that stay in place. Whether you're looking to add some ambiance to your living space or create an eye-catching centerpiece, the Slinq Rigid is the perfect solution. Unleash your creativity to create any desired shape, freeform pattern, grid, icicle chandeliers, or simply drape it along walls and ceilings.



SPECIFICATIONS

POWER CONSUMPTION	6.08W per Ft.
LUMEN OUTPUT	359 Lumens per Ft. (30K)
CRI	90+
COLOR TEMPERATURE	24K/ 27K/ 30K/ 40K
MAXIMUM RUN LENGTH	16 Ft.
OPERATING VOLTAGE	24V
STORAGE TEMPERATURE	0°C (0°F) to 60°C (140°F)
OPERATING TEMPERATURE	-25°C (-13°F) to 55°C (131°F)
BEAM ANGLE	360°
IP RATING	IP65 Outdoor/ Wet Location
LUMEN MAINTENANCE	50,000 Hrs.

FEATURES

- 360° Light Source
- Universal Dimming
- 24V
- IP65 Outdoor Rated
- Factory-Installed Power Feed
- Injection Moulded End-Caps
- Ideal for Office, Decorative, Artistic Lighting



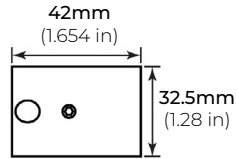
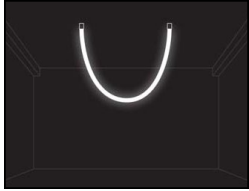
MODEL	LENGTH	COLOR TEMP	VOLTAGE	MOUNTING OPTIONS	POWER FEED
SLQ25-RG	Per Inch Per Inch	24K 2400K	24V 24 Volts	AR Arch	EF72 72" End Feed
		27K 2700K		SF Surface Pendant	SF72 72" Side Feed
		30K 3000K		SUP Suspended Pendant	
		40K 4000K		SCS Suspension Cable Support	
				TES Telescopic Extension Support	

SLINQ RIGID

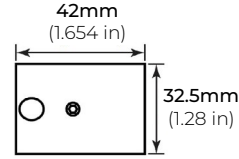
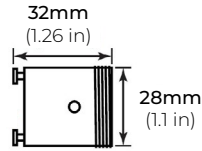
360° ROUND NEON SERIES

MOUNTING OPTIONS

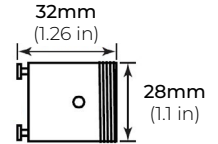
ARCH (AR)



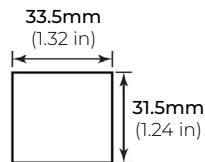
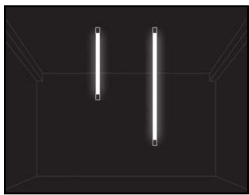
MOUNT CAP 1



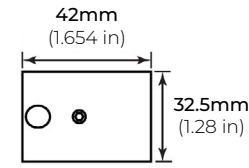
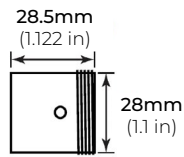
MOUNT CAP 2



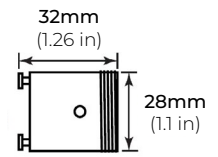
SURFACE PENDANT (SF)



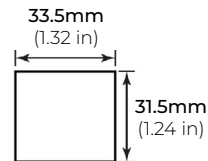
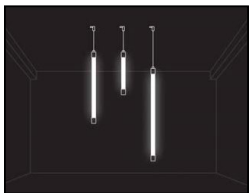
END CAP



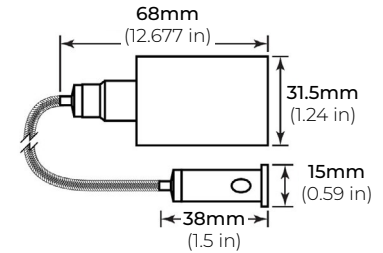
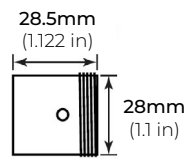
CEILING MOUNT



SUSPENDED PENDANT (SUP)



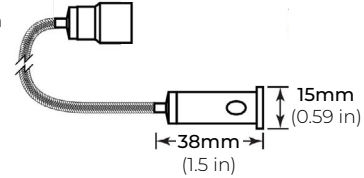
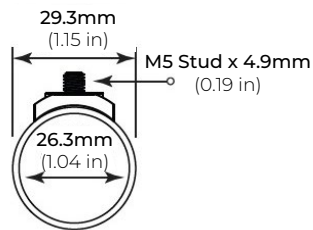
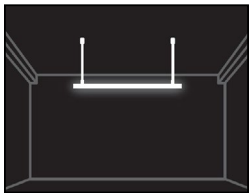
END CAP



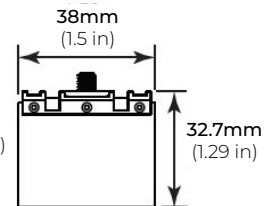
SUSPENDED PENDANT

* Cable Length = 72"

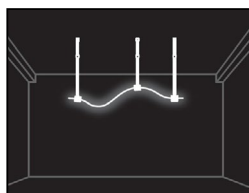
SUSPENSION CABLE SUPPORT (SCS)



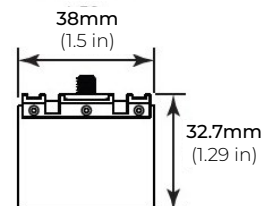
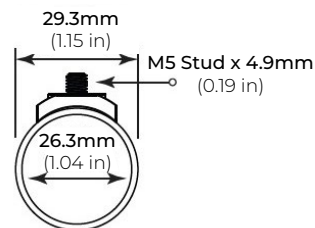
* 72" Cable included



TELESCOPIC EXTENSION SUPPORT (TES)



* 13 - 24" Extension

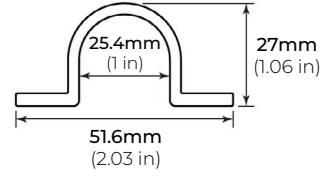


SLINQ RIGID

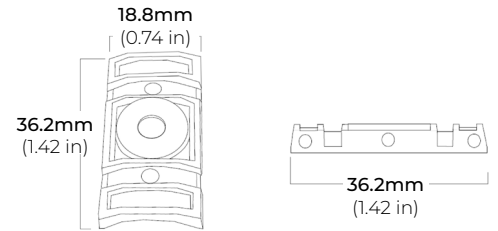
360° ROUND NEON SERIES

ACCESSORIES

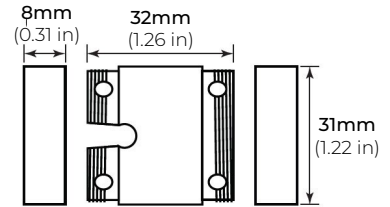
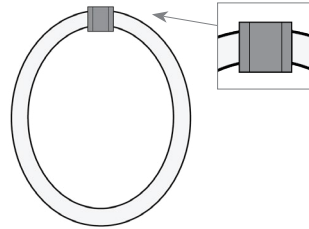
VISIBLE MOUNTING CLIP (VMC)



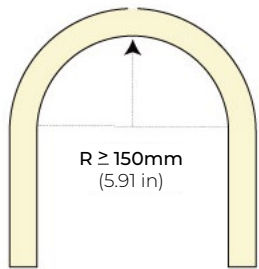
DISCREET MOUNTING BRACKET (DMB)



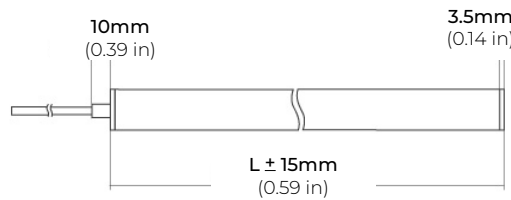
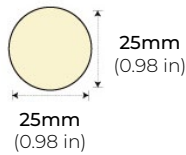
INFINITY JOINER (IJ)



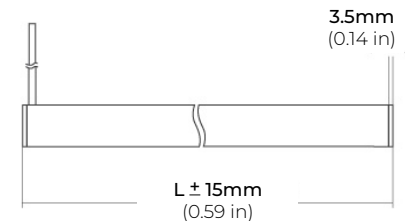
DIMENSIONS



Minimum Bend Radius



END FEED



SIDE FEED

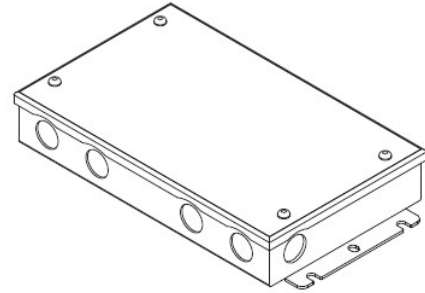
SLINQ RIGID

360° ROUND NEON SERIES

COMPATIBLE TRANSFORMERS

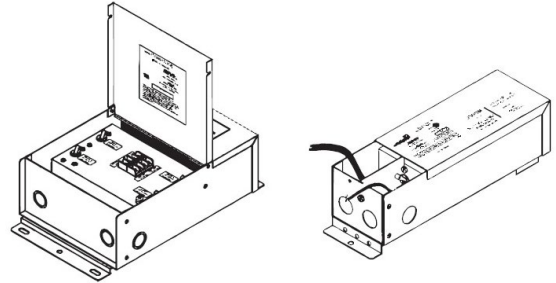
PSDL SERIES TRIAC DIMMABLE

PSDL-30W-24V	CLASS 2	6.5" X 3.63" X 1.03"
PSDL-60W-24V	CLASS 2	7.4" X 3.63" X 1.03"
PSDL-96W-24V	CLASS 2	8.67" X 3.67" X 1.62"
PSDL-150W-24V		8.67" X 3.67" X 1.62"
PSDL-192W-24V	CLASS 2	10.25" X 4.06" X 1.82"
PSDL-200W-24V		10.25" X 4.06" X 1.82"
PSDL-288W-24V	CLASS 2	10.25" X 4.06" X 1.82"
PSDL-300W-24V		10.25" X 4.06" X 1.82"



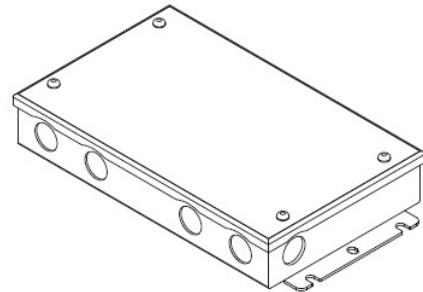
PSDH SERIES HIGH PERFORMANCE MAGNETIC LOW VOLTAGE (MLV)

PSDH-48W-24V	CLASS 2	11.25" X 3.37" X 3.25"
PSDH-96W-24V	CLASS 2	11.25" X 3.37" X 3.25"
PSDH-288W-24V	CLASS 2	14.25" X 8.43" X 4.43"



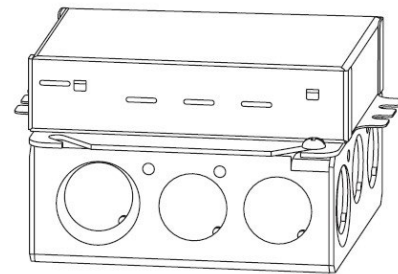
PSRX SERIES 4-IN-1 DIMMING DRIVER W/ JUNCTION BOX

PSRX-30W-24V-UNV	CLASS 2	6.5" X 3.7" X 1.57"
PSRX-60W-24V-UNV	CLASS 2	7.4" X 3.72" X 1.57"
PSRX-96W-24V-UNV	CLASS 2	10.24" X 4.13" X 1.77"
PSRX-150W-24V-UNV		10.24" X 4.13" X 1.77"
PSRX-200W-24V-UNV		10.24" X 4.13" X 1.77"
PSRX-300W-24V-UNV		10.24" X 4.13" X 1.77"



LUTRON 1% 2 OR 3-WIRE DIMMING

LTEA4U1UKL-CV240	CLASS 2	4.0" X 1.5" X 4.0"
L3DA4U1UKL-CV240	CLASS 2	4.0" X 1.5" X 4.0"




SLINQ RIGID

360° ROUND NEON SERIES

COMPATIBLE TRANSFORMERS

LUTRON 1%

PSDE-96W-24V-ECO CLASS 2 10.5" X 3.0" X 2.0"



COMPATIBLE NON-DIMMING DRIVERS

PSHK SERIES

NON-DIMMING CONSTANT VOLTAGE WITH JUNCTION BOX

PSHK-30W-24V	CLASS 2	6.5" X 3.6" X 1.02"
PSHK-60W-24V	CLASS 2	7.4" X 3.62" X 1.02"
PSHK-96W-24V	CLASS 2	8.66" X 3.66" X 1.61"
PSHK-150W-24V	CLASS 2	10.24" X 4.06" X 1.81"
PSHK-200W-24V		10.24" X 4.06" X 1.81"
PSHK-300W-24V		10.24" X 4.25" X 1.81"

