


FLEXIBLE 360° ROUND NEON SERIES

Set your creativity free and unleash the endless possibilities. Different mounting options allow for pendants, suspended mounts, flush mounts, arches and free form designs. The 360° light source gives illumination no matter how the fixture is mounted. Discover what you can create with the **SLINQ** Neon Series.



SPECIFICATIONS

POWER CONSUMPTION	4.4W per foot
LUMEN OUTPUT	317 Lm/ Ft. (30K)
CRI	90+
COLOR TEMPERATURE	24K/ 27K/ 30K/ 35K/ 40K/ 50K
MAXIMUM RUN LENGTH	16 Ft. (24V)/ 40 Ft. (48V)
OPERATING VOLTAGE	24V/ 48V
STORAGE TEMPERATURE	-30°C to 60°C
OPERATING TEMPERATURE	30°C (-22°F) to 55°C (131°F)
BEAM ANGLE	360°
IP RATING	IP65 Outdoor/ Wet Location
LUMEN MAINTENANCE	50,000 Hrs.

FEATURES

- 360° Light Source
- Multiple Mounting Options
- Universal Dimming
- Available in 24V and 48V DC
- IP65 Outdoor Rated
- Factory-Installed Power Feed
- Injection Moulded End-Caps
- Ideal for Decorative, Retail, Artistic Lighting



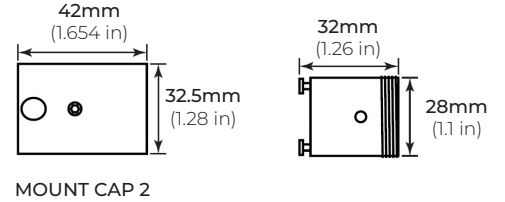
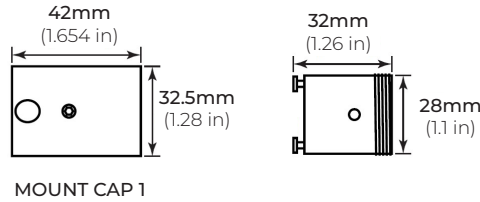
MODEL	LENGTH	COLOR TEMP	VOLTAGE	MOUNTING OPTIONS	POWER FEED
SLQ-25	Per Inch Per Inch	24K 2400K	24V 24 Volts	AR Arch	EF72 72" End Feed
		27K 2700K	48V 48 Volts	SF Surface Pendant	SF72 72" Side Feed
		30K 3000K		SUP Suspended Pendant	
		35K 3500K		SCS Suspension Cable Support	
		40K 4000K		TES Telescopic Extension Support	
		50K 5000K			
					*MAX RUN: 24V - 16 Ft. 48V - 40 Ft.

SLINQ

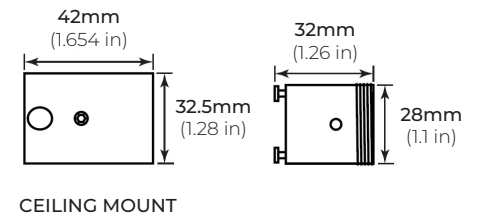
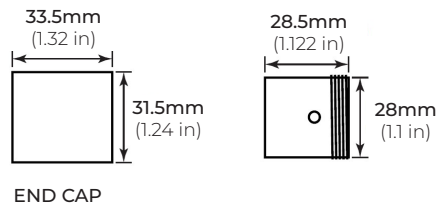
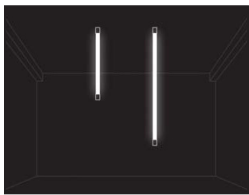
FLEXIBLE 360° ROUND NEON SERIES

MOUNTING OPTIONS

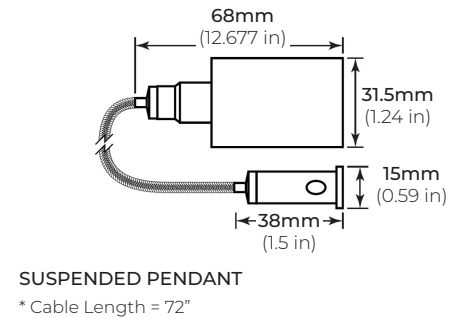
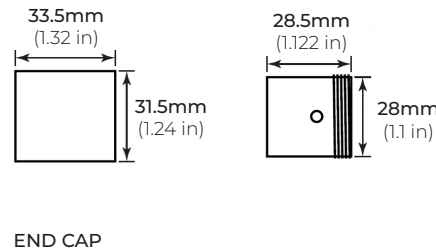
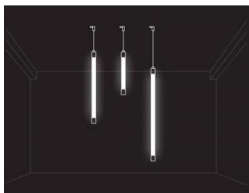
ARCH (AR)



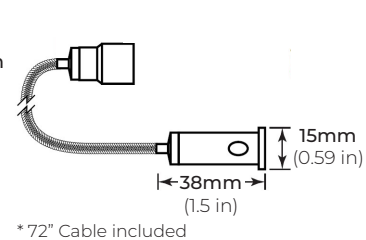
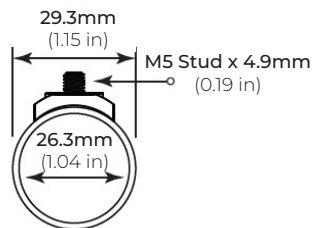
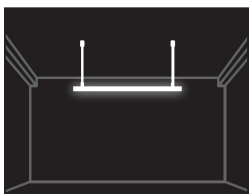
SURFACE PENDANT (SF)



SUSPENDED PENDANT (SUP)

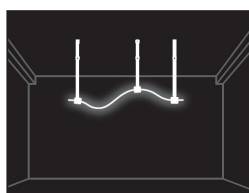


SUSPENSION CABLE SUPPORT (SCS)

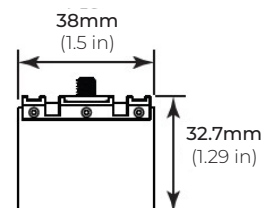
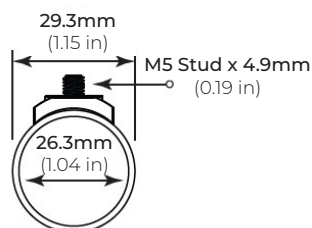


* 72" Cable included

TELESCOPIC EXTENSION SUPPORT (TES)



* 13 - 24" Extension

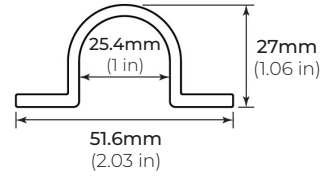


SLINQ

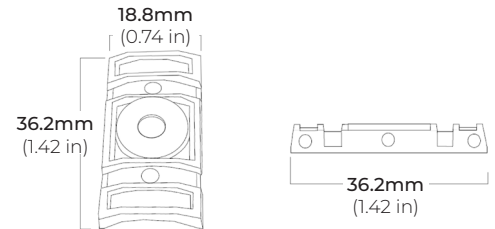
FLEXIBLE 360° ROUND NEON SERIES

ACCESSORIES

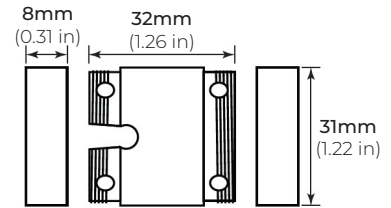
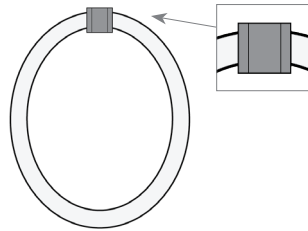
VISIBLE MOUNTING CLIP (VMC)



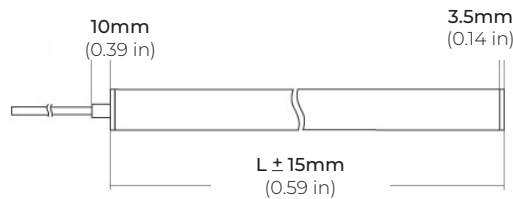
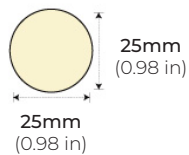
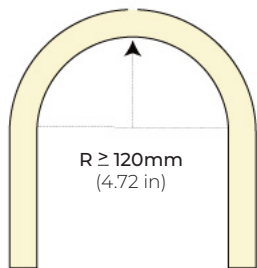
DISCREET MOUNTING BRACKET (DMB)



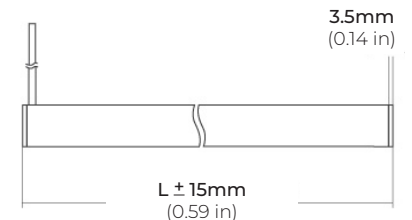
INFINITY JOINER (IJ)



DIMENSIONS



END FEED



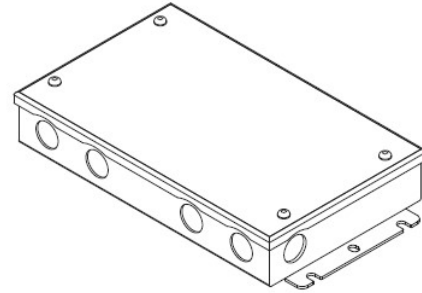
SIDE FEED

FLEXIBLE 360° ROUND NEON SERIES

COMPATIBLE 24V TRANSFORMERS

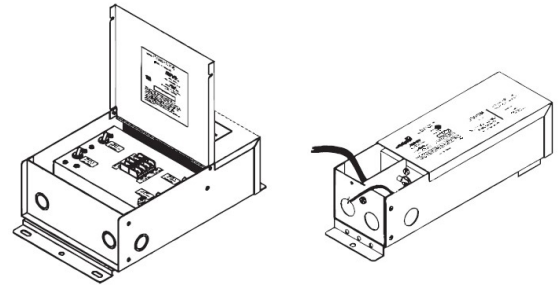
PSDL SERIES TRIAC DIMMABLE

PSDL-30W-24V	CLASS 2	6.5" X 3.63" X 1.03"
PSDL-60W-24V	CLASS 2	7.4" X 3.63" X 1.03"
PSDL-96W-24V	CLASS 2	8.67" X 3.67" X 1.62"
PSDL-150W-24V		8.67" X 3.67" X 1.62"
PSDL-192W-24V	CLASS 2	10.25" X 4.06" X 1.82"
PSDL-200W-24V		10.25" X 4.06" X 1.82"
PSDL-288W-24V	CLASS 2	10.25" X 4.06" X 1.82"
PSDL-300W-24V		10.25" X 4.06" X 1.82"



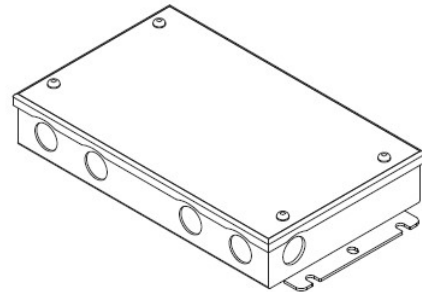
PSDH SERIES HIGH PERFORMANCE MAGNETIC LOW VOLTAGE (MLV)

PSDH-48W-24V	CLASS 2	11.25" X 3.37" X 3.25"
PSDH-96W-24V	CLASS 2	11.25" X 3.37" X 3.25"
PSDH-288W-24V	CLASS 2	14.25" X 8.43" X 4.43"



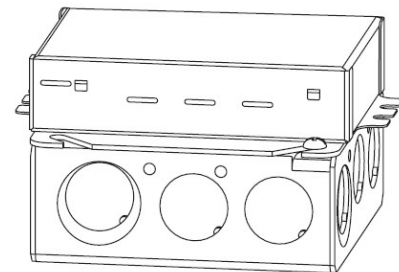
PSRX SERIES 4-IN-1 DIMMING DRIVER W/ JUNCTION BOX

PSRX-30W-24V-UNV	CLASS 2	6.5" X 3.7" X 1.57"
PSRX-60W-24V-UNV	CLASS 2	7.4" X 3.72" X 1.57"
PSRX-96W-24V-UNV	CLASS 2	10.24" X 4.13" X 1.77"
PSRX-150W-24V-UNV		10.24" X 4.13" X 1.77"
PSRX-200W-24V-UNV		10.24" X 4.13" X 1.77"
PSRX-300W-24V-UNV		10.24" X 4.13" X 1.77"



LUTRON 1% 2 OR 3-WIRE DIMMING

LTEA4U1UKL-CV240	CLASS 2	4.0" X 1.5" X 4.0"
L3DA4U1UKL-CV240	CLASS 2	4.0" X 1.5" X 4.0"




FLEXIBLE 360° ROUND NEON SERIES

COMPATIBLE 24V TRANSFORMERS

LUTRON 1%

PSDE-96W-24V-ECO CLASS 2 10.5" X 3.0" X 2.0"

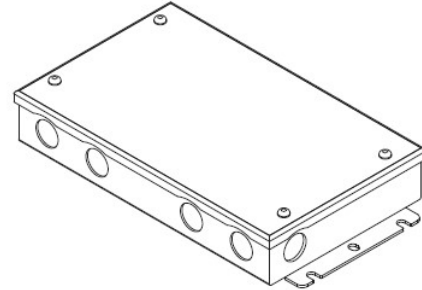


COMPATIBLE 24V NON-DIMMING DRIVERS

PSHK SERIES

NON-DIMMING CONSTANT VOLTAGE WITH JUNCTION BOX

PSHK-30W-24V	CLASS 2	6.5" X 3.6" X 1.02"
PSHK-60W-24V	CLASS 2	7.4" X 3.62" X 1.02"
PSHK-96W-24V	CLASS 2	8.66" X 3.66" X 1.61"
PSHK-150W-24V	CLASS 2	10.24" X 4.06" X 1.81"
PSHK-200W-24V		10.24" X 4.06" X 1.81"
PSHK-300W-24V		10.24" X 4.25" X 1.81"



COMPATIBLE 48V TRANSFORMERS

PSRX SERIES

4-IN-1 DIMMING DRIVER W/ JUNCTION BOX

PSRX-200W-48V-UNV	10.24" X 4.13" X 1.77"
PSRX-300W-48V-UNV	10.24" X 4.13" X 1.77"

