


LFS2412-MX

Flexible LED Panel Color Controllable Tuning

JOB NAME: _____
LOCATION: _____
QUOTE/REF#: _____











The **LFS-2412-MX** is a flexible LED sheet featuring color-controllable tuning for every panel. Color temperatures range from warm 2200K to cool 6000K. A maximum of 4 LED panels can be connected together. Rated to last 50,000 hours.

FEATURES

- 32W per sheet
- 3040 Lumens per sheet
- 24V
- 95+ CRI
- Flexible PCB for proper bending and versatile use
- Field cuttable
- Suitable for accent or ambient lighting
- IP22 rated
- Superior COLOR RENDERING INDEX (CRI)
- Color-tuning LED sheet
- UL Listed

SPECIFICATIONS

INPUT VOLTAGE	24V DC
POWER CONSUMPTION	32W per sheet
LEDs PER SHEET	576
MIN CUTTABLE LENGTH	76.2MM X 50MM
OPERATING TEMPERATURE	-20°C~60°C
TOTAL CURRENT	1.92 A
HEAD VOLTAGE	23.85 V
TAIL VOLTAGE	23.68 V
HEAD CURRENT	40.6 mA
TAIL CURRENT	39.8 mA
HEAD TO TAIL VOLTAGE DROP RATE	0.72%
HEAD TO TAIL CURRENT DROP RATE	2.0%
DIMENSIONS	610MM x 305MM (W x H)

	COLOR TEMP	CRI	LUMENS/SHEET
	2200K	95	3040
	2500K	95	3040
	2700K	95	3040
	3000K	95	3040
	3500K	95	3040
	4200K	95	3040
	5000K	95	3040
	6000K	95	3040



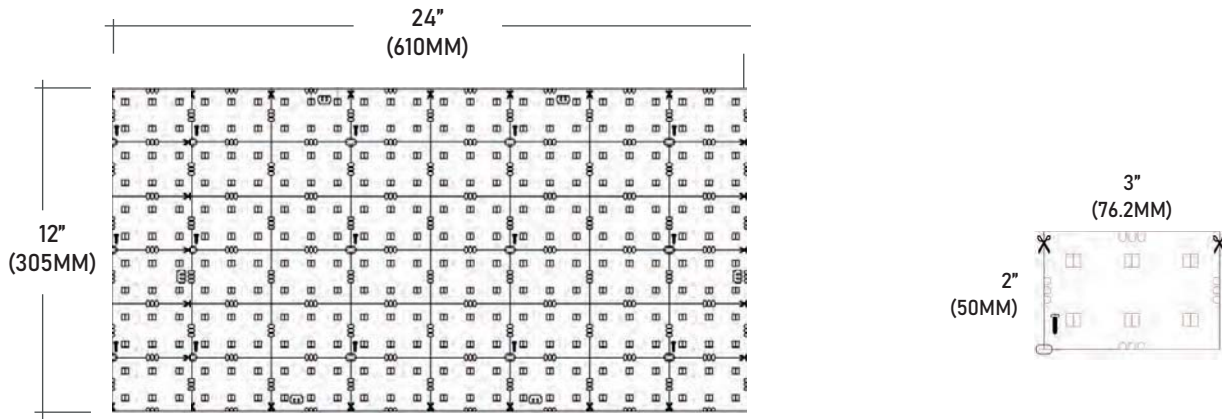
LFS2412-MX

Flexible LED Panel Color Controllable Tuning

STANDARD ORDERING CODE

Model	Color Temp A	Color Temp B	Voltage
LSM-2412MX	22K 2200K	22K 2200K	24V 24V DC
	25K 2500K	25K 2500K	
	27K 2700K	27K 2700K	
	30K 3000K	30K 3000K	
	35K 3500K	35K 3500K	
	40K 4000K	40K 4000K	
	50K 5000K	50K 5000K	
	60K 6000K	60K 6000K	

DIMENSIONS



LFS2412-MX

Flexible LED Panel Color Controllable Tuning

ACCESSORIES



LFS-BMP | 1/2" Round Screw-In Bumper



LFS-EX3 | 2.5" Extension Coupling

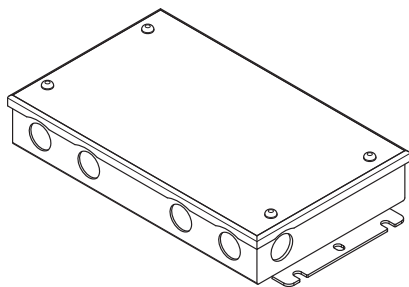


LFS-HW6 | 6" Hardwire Connector

LFS2412-MX

Flexible LED Panel Color Controllable Tuning

COMPATIBLE TRANSFORMER



PSHK SERIES | NON-DIMMING WITH JUNCTION BOX

PSHK-30W-24V-UNV	CLASS 2	6.5" X 3.6" X 1.02"
PSHK-60W-24V-UNV	CLASS 2	7.4" X 3.62" X 1.02"
PSHK-96W-24V-UNV	CLASS 2	8.66" X 3.66" X 1.61"
PSHK-150W-24V-UNV		10.24" X 4.06" X 1.81"
PSHK-200W-24V-UNV		10.24" X 4.06" X 1.81"
PSHK-300W-24V-UNV		10.94" X 4.25" X 1.81"

DIMMING MODULE



PSDE-TW2-010-CT | TUNABLE WHITE DIMMING MODULE

INPUT VOLTAGE RANGE	8-48V DC
INPUT CURRENT	5.1A MAX (per channel)
INPUT CONTROL	2
MAX OUTPUT CURRENT	5A
MAX OUTPUT POWER	240W
DIMENSIONS	L (3.86") W (1.73") H (0.57")