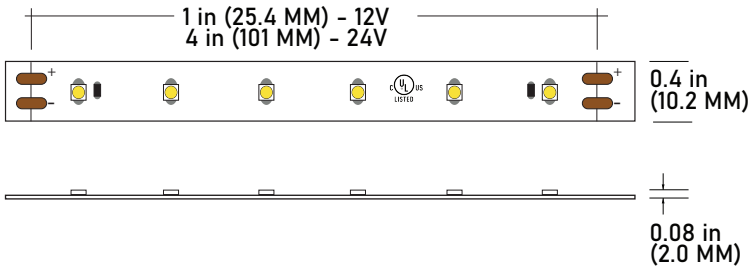


# LSE150

1.5W Eco Series Indoor Flexible LED Strip

JOB NAME: \_\_\_\_\_  
LOCATION: \_\_\_\_\_  
QUOTE/REF#: \_\_\_\_\_







**LSE150 eco series** is an LED light source suitable for indoor lighting applications. At 1.5 Watts per foot, this LED strip provides 109 Lumens and is offered in a low profile design allowing it to be installed almost anywhere. Rated to last 35,000 hours, it is bright, eco-friendly, fully dimmable and virtually produces no heat.

## SPECIFICATIONS

<b>INPUT VOLTAGE</b>	12V and 24V DC
<b>POWER CONSUMPTION</b>	1.5 per foot
<b>LUMEN OUTPUT</b>	109 Lumens per foot
<b>NO. OF LEDs</b>	18 LEDs per foot
<b>BEAM ANGLE</b>	120°
<b>CRI</b>	90+
<b>DIMMING</b>	MLV, ELV, 0-10 and TRIAC
<b>MAXIMUM RUN LENGTH</b>	16 Ft. (12V) 20 Ft. (24V)
<b>FIELD CUTTABLE</b>	Every 2 in (12V) Every 4 in (24V)
<b>IP RATING</b>	IP54 dry location (indoor)
<b>LUMEN MAINTENANCE</b>	35,000 hrs.
<b>OPERATING TEMPERATURE</b>	-40°F(-40°C)~+140°F(+60°C)
<b>WARRANTY</b>	3-YEAR LIMITED
<b>CERTIFICATIONS</b>	UL listed
<b>DIMENSIONS</b>	0.4" x 0.08 (width x height)

## FEATURES

- 1.5W per Foot
- 109 Lumens
- 90+ CRI
- Field cuttable
- Suitable for accent or ambient lighting
- Multiple CCT options available
- Available in 24V
- UL Listed
- Dimmable with CORE Lighting dimmable drivers

	COLOR TEMP	CRI	LUMEN/FT
	2700K	90+	104
	3000K	90+	104
	4000K	90+	119
	5000K	90+	119



# LSE150

1.5W Eco Series Indoor Flexible LED Strip

## STANDARD ORDERING CODE

Model	Color Temp	Length	Voltage	Profile
LSE150	<b>27K</b> 2700K	<b>16</b> 16.4 Ft.	<b>12</b> 12 Volts	<b><sup>1</sup>See p3 for options</b>
	<b>30K</b> 3000K	<b>100</b> 100 Ft.	<b>24</b> 24 Volts	
	<b>40K</b> 4000K			
	<b>50K</b> 5000K			

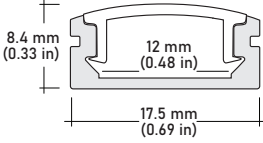
### NOTE:

- 1** = Custom color finishes require powder coating. Allow 7 days lead time.

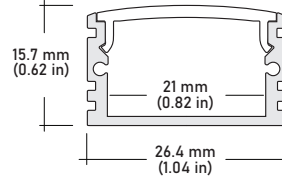
# LSE150

1.5W Eco Series Indoor Flexible LED Strip

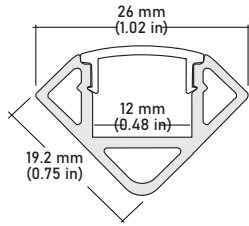
## COMPATIBLE ALUMINUM PROFILES



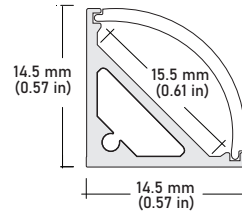
**ALU-SF** Surface  
**LENGTHS** 39<sup>3/8</sup>" | 78<sup>7/8</sup>" | 98"  
**LENS** Clear, Frosted  
**FINISH** Silver | Black



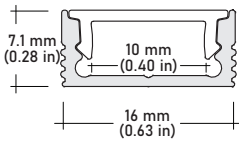
**ALU-DS100** Surface Wide  
**LENGTHS** 39<sup>3/8</sup>" | 78<sup>7/8</sup>" | 96"  
**LENS** Clear, Frosted  
**FINISH** Silver



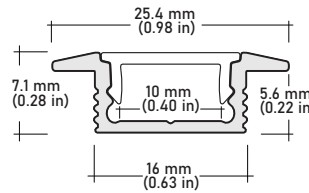
**ALU-CN** Surface, Corner  
**LENGTHS** 39<sup>3/8</sup>" | 78<sup>7/8</sup>" | 96"  
**LENS** Clear, Frosted  
**FINISH** Silver | Black



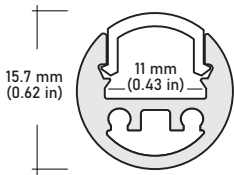
**ALP-50C** Surface, Corner  
**LENGTHS** 49.25" | 98.5"  
**LENS** Frosted  
**FINISH** White | Black | Silver



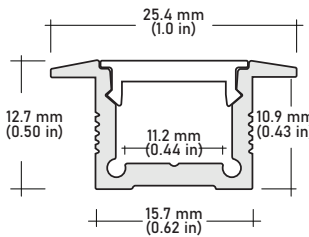
**ALP-20** Surface  
**LENGTHS** 49.25" | 98.5"  
**LENS** Frosted  
**FINISH** White | Black | Silver



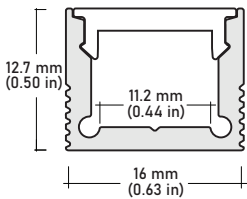
**ALP-20R** Recessed  
**LENGTHS** 49.25" | 98.5"  
**LENS** Frosted  
**FINISH** White | Black | Silver



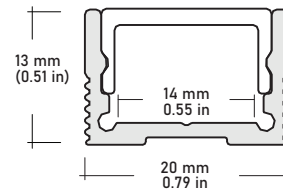
**ALP-35** Surface  
**LENGTHS** 48" | 96"  
**LENS** Frosted  
**FINISH** Silver



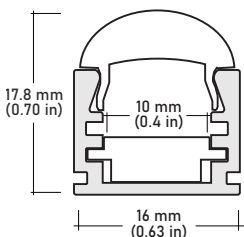
**ALP-60R** Recessed  
**LENGTHS** 49.25" | 98.5"  
**LENS** Frosted  
**FINISH** White | Black | Silver



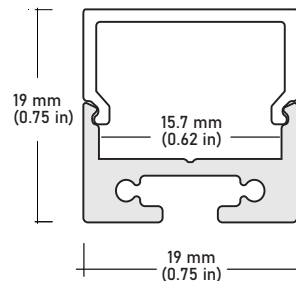
**ALP-60** Surface  
**LENGTHS** 49.25" | 98.5"  
**LENS** Frosted  
**FINISH** White | Black | Silver



**ALP-70** Surface  
**LENGTHS** 49.25" | 98.5"  
**LENS** Frosted  
**FINISH** White | Black | Silver



**ALP-65** Surface  
**LENGTHS** 49.25" | 98.5"  
**LENS** Frosted  
**FINISH** Silver  
**OPTICS** 10° | 30° | 60°

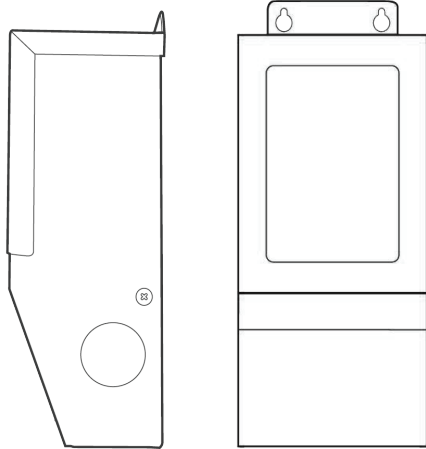


**ALP-70** Surface, Suspended  
**LENGTHS** 49.25" | 98.5"  
**LENS** Frosted  
**FINISH** Silver

# LSE150

1.5W Eco Series Indoor Flexible LED Strip

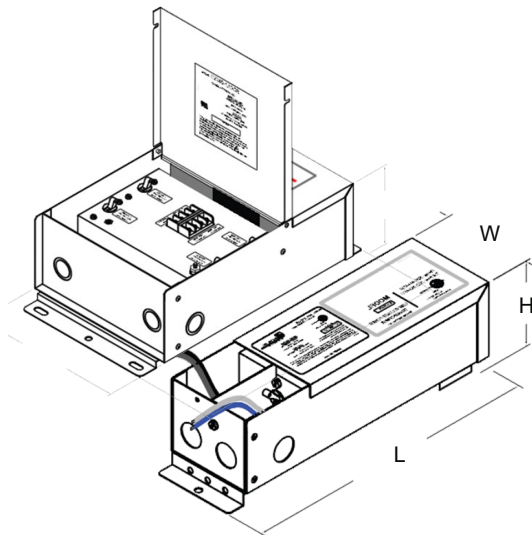
## COMPATIBLE TRANSFORMERS



### PSDM 24V SERIES | DIMMABLE MAGNETIC LOW VOLTAGE (MLV)

<b>PSDM-20W-12V</b>	CLASS 2	5.6" x 2" x 2.14"
<b>PSDM-40W-12V</b>	CLASS 2	5.6" x 2" x 2.14"
<b>PSDM-60W-12V</b>	CLASS 2	6.5" x 2.3" x 2.5"
<b>PSDM-100W-12V</b>	CLASS 2	9.8" x 3" x 3"
<b>PSDM-150W-12V</b>		9.8" x 3" x 3"
<b>PSDM-180W-12V</b>		9.8" x 3" x 3"
<b>PSDM-200W-12V</b>		9.8" x 3" x 3"
<b>PSDM-300W-12V</b>		9.8" x 4.2" x 3.5"
<b>PSDM-300W-12V</b>		7.0" x 7.0" x 3.2"

<b>PSDM-20W-24V</b>	CLASS 2	5.6" x 2" x 2.14"
<b>PSDM-40W-24V</b>	CLASS 2	5.6" x 2" x 2.14"
<b>PSDM-60W-24V</b>	CLASS 2	6.5" x 2.3" x 2.5"
<b>PSDM-100W-24V</b>	CLASS 2	6.5" x 2.3" x 2.5"
<b>PSDM-150W-24V</b>		9.8" x 3" x 3"
<b>PSDM-192W-24V</b>	CLASS 2	7.0" x 7.0" x 3.2"
<b>PSDM-200W-24V</b>		9.8" x 3" x 3"
<b>PSDM-288W-24V</b>	CLASS 2	9.8" x 4.2" x 3.5"
<b>PSDM-300W-24V</b>		7.0" x 7.0" x 3.2"



### PSDH SERIES | HIGH PERFORMANCE MAGNETIC LOW VOLTAGE (MLV)

<b>PSDH-48W-24V</b>	CLASS 2	11.25" x 3.37" x 3.25"
<b>PSDH-96W-24V</b>	CLASS 2	11.25" x 3.37" x 3.25"
<b>PSDH-288W-24V</b>	CLASS 2	14.25" x 8.43" x 4.43"

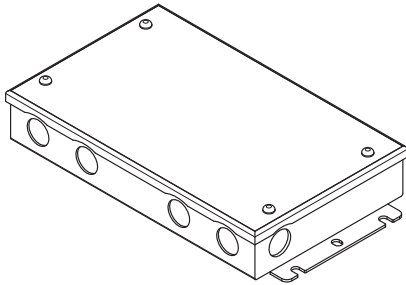
# LSE150

1.5W Eco Series Indoor Flexible LED Strip

## COMPATIBLE TRANSFORMERS

### PSDL SERIES | TRIAC DIMMABLE

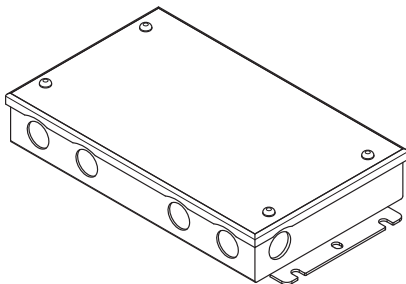
<b>PSDL-30W-12V</b>	CLASS 2	6.5"x 3.63"x 1.03"
<b>PSDL-60W-12V</b>	CLASS 2	7.4"x 3.63"x 1.03"
<b>PSDL-100W-12V</b>	CLASS 2	8.67"x 3.67"x 1.62"
<b>PSDL-120W-12V</b>		8.67"x 3.67"x 1.62"
<b>PSDL-150W-12V</b>		10.25"x 4.06"x 1.82"
<b>PSDL-200W-12V</b>		10.25"x 4.06"x 1.82"
<b>PSDL-300W-12V</b>		10.25"x 4.06"x 1.82"



<b>PSDL-30W-24V</b>	CLASS 2	6.5"x 3.63"x 1.03"
<b>PSDL-60W-24V</b>	CLASS 2	7.4"x 3.63"x 1.03"
<b>PSDL-96W-24V</b>	CLASS 2	8.67"x 3.67"x 1.62"
<b>PSDL-150W-24V</b>	CLASS 2	8.67"x 3.67"x 1.62"
<b>PSDL-192W-24V</b>	CLASS 2	10.25"x 4.06"x 1.82"
<b>PSDL-200W-24V</b>		10.25"x 4.06"x 1.82"
<b>PSDL-288W-24V</b>		10.25"x 4.06"x 1.82"
<b>PSDL-300W-24V</b>		10.25"x 4.06"x 1.82"

### PSHK SERIES | NON-DIMMING W/ JUNCTION BOX

<b>PSHK-30W-24V-UNV</b>	CLASS 2	6.5" X 3.6" X 1.02"
<b>PSHK-60W-24V-UNV</b>	CLASS 2	7.4" X 3.62" X 1.02"
<b>PSHK-96W-24V-UNV</b>	CLASS 2	8.66" X 3.66" X 1.61"
<b>PSHK-150W-24V-UNV</b>		10.24" X 4.06" X 1.81"
<b>PSHK-200W-24V-UNV</b>		10.24" X 4.06" X 1.81"
<b>PSHK-300W-24V-UNV</b>		10.94" X 4.25" X 1.81"



# LSE150

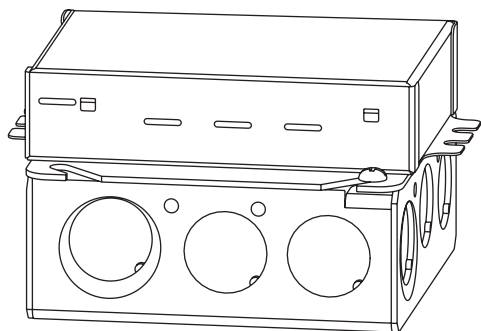

1.5W Eco Series Indoor Flexible LED Strip

## COMPATIBLE TRANSFORMERS



**PSDE SERIES** | 0-10V DIMMING W/ JUNCTION BOX


**PSDE-100W-24V-010-JB** CLASS 2 12.32" x 1.77" x 1.67"



**LUTRON 1%** | 2 OR 3-WIRE DIMMING

**LTEA4U1UKL-CV240** CLASS 2 4.0" x 1.5" x 4.0"

**L3DA4U1UKL-CV240** CLASS 2 4.0" x 1.5" x 4.0"



**LUTRON 1%**

**PSDE-96W-24V-ECO** CLASS 2 10.5" x 3.0" x 2.0"

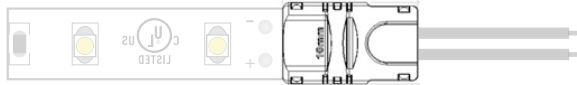
# LSE150

1.5W Eco Series Indoor Flexible LED Strip

## COMPATIBLE CONNECTORS



### HP PRO CONNECTORS | QUICK CONNECT SNAP-ON



**LSA-HW8-HP** 8" CONNECTOR 0.95" x 0.57" x 0.30"

**LSA-HW24-HP** 24" CONNECTOR 0.95" x 0.57" x 0.30"

**LSA-HW60-HP** 60" CONNECTOR 0.95" x 0.57" x 0.30"

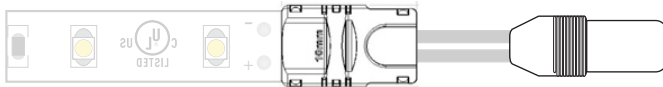
**LSA-HW120-HP** 120" CONNECTOR 0.95" x 0.57" x 0.30"




**LSA-EX3-HP** 3" LINK 0.95" x 0.57" x 0.30"

**LSA-EX8-HP** 8" LINK 0.95" x 0.57" x 0.30"


**LSA-EX24-HP** 24" LINK 0.95" x 0.57" x 0.30"



**LSA-DC24-HP** 24" DC CONNECTOR 0.95" x 0.57" x 0.30"



### LSA-TB | SOLDERLESS LED STRIP / WIRE BLOCK CONNECTOR



**LSA-TB-HWC** 6A HARDWIRE CONNECTOR 0.43" x 0.47" x 0.31"



**LSA-TB-MC** STRIP TO STRIP COUPLING 0.43" x 0.47" x 0.31"

**LSA-TB-HWP-10A** 10A HARDWIRE CONNECTOR 0.55" x 0.55" x 0.35"