

LED CUSTOM PANEL

CUSTOMIZABLE LED SHEET LIGHTING SYSTEM



JOB NAME: _____
LOCATION: _____
QUOTE/REF#: _____

Manufactured with high-quality light guide plate with advanced laser dot technology for uniform and seamless illumination and maximum brightness.

Suitable for: Hospitality, Retail, Residential, Bars, Restaurants, Accent Lighting, Cove lighting, Millwork, Branding, Signage and Custom Fixtures.

SPECIFICATIONS

INPUT VOLTAGE	12V / 24V DC
POWER CONSUMPTION	11W per sheet
THICKNESS	7mm
MAXIMUM SIZE	4Ft. x 8Ft.
CRI	80CRI (90CRI optional)
LUMENS	95 lm/w
OUTPUT VOLTAGE	120-277V
SURFACE LUX	4000-5000 lux
UNIFORMITY	>85%
DIMMING	Dimmable to 1%

FEATURES

- Dimmable to 1%
- 7MM thickness
- 12VDC or 24VDC
- 100-277V
- Maximum Size: 4Ft x 8 Ft
- Approved for closet / storage space installation per NEC 410.16(A)(3) and 410.16(C)(5)

COMPATIBLE POWER SUPPLIES

- DMX Compatible
- DALI Compatible
- Magnetic Low Voltage
- Remote Control In-Line Dimmer
- 0-10V Dimmable
- Electronic Static

	COLOR TEMP	CRI	LUMEN/W
	2700K	80	95
	3000K	80	95
	3500K	80	95
	4000K	80	95
	5000K	80	95
	6000K	80	95



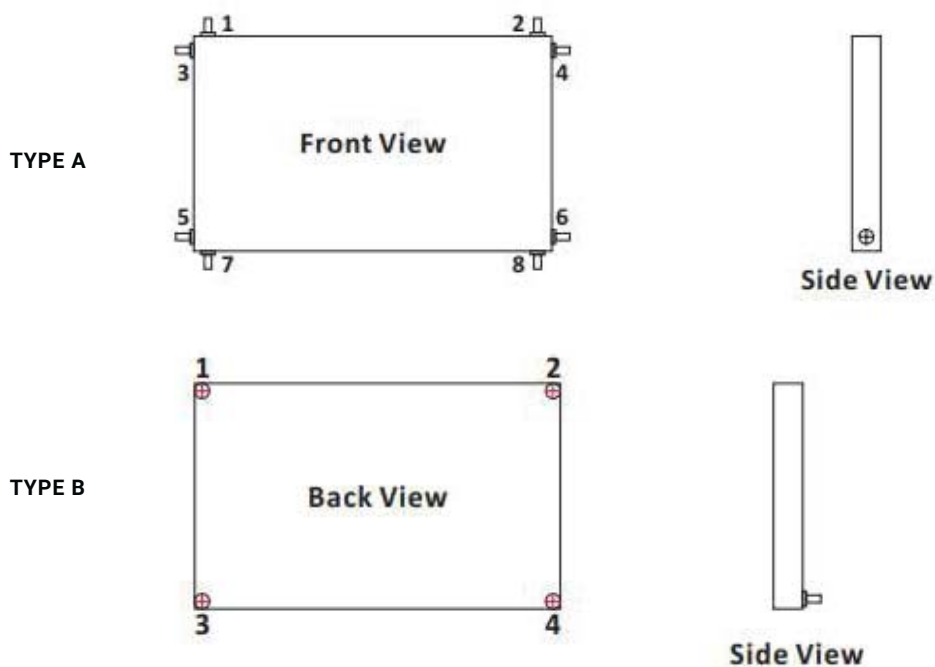
LED CUSTOM PANEL

CUSTOMIZABLE LED SHEET LIGHTING SYSTEM

STANDARD ORDERING CODE

Model	Color Temp	Custom Size	Power Feed	Voltage
LPS	27K 2700K	XX L x W (length x width) please consult factory	Side Feed	12 12 Volts
	30K 3000K		A1	24 24 Volts
	35K 3500K		A2	
	40K 4000K		A3	
	50K 5000K		A4	
	60K 6000K		A5	
	RGB RGB Color-Changing		A6	
	RGBW RGB Color-Changing + White		A7	
			A8	
			Back Feed	B1
		B2		
		B3		
		B4		

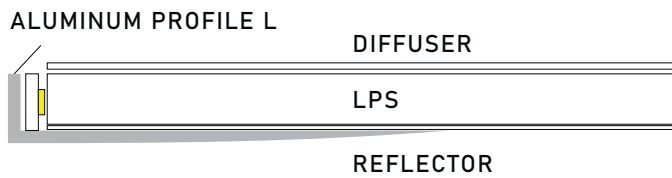
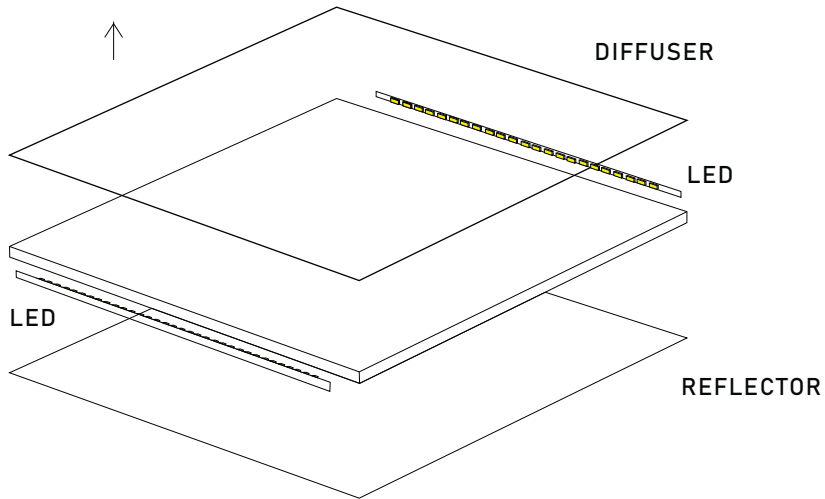
REFER TO ILLUSTRATION BELOW FOR CORRESPONDING POWER FEED TYPE AND NUMBERS WHEN ORDERING



LED CUSTOM PANEL

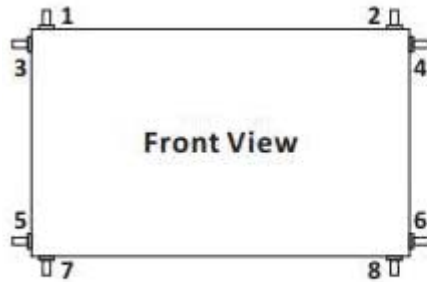
CUSTOMIZABLE LED SHEET LIGHTING SYSTEM

ASSEMBLY



POWER FEED OPTIONS

TYPE A - SIDE FEED



TYPE B - BACK FEED

