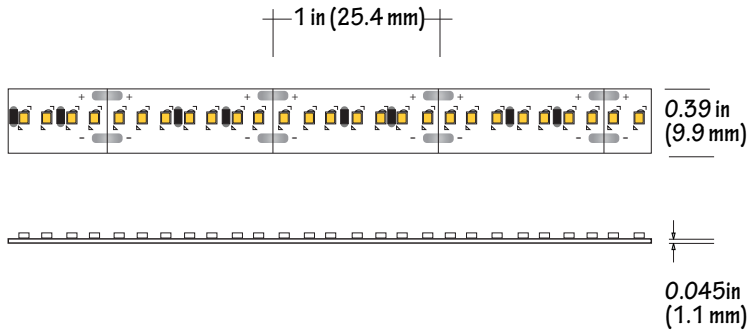


## SPECIFICATION SHEET

JOB NAME: \_\_\_\_\_  
 LOCATION: \_\_\_\_\_  
 QUOTE/REF#: \_\_\_\_\_



LSM-55 is a dimmable flexible LED strip capable of delivering 500 lumens of light output per ft. This LED strip is rated to last 50,000 hours making it an excellent replacement for halogen lighting. Its high lumen, excellent CRI and color temperature options make it the perfect choice for almost any commercial or residential lighting application.

### SPECIFICATIONS

<b>INPUT VOLTAGE</b>	24V DC
<b>POWER CONSUMPTION</b>	5.5W per foot
<b>LUMEN OUTPUT</b>	500+ Lumens per foot
<b>NO. OF LEDs</b>	81 LEDs per foot
<b>BEAM ANGLE</b>	120°
<b>CRI</b>	90+
<b>DIMMING</b>	MLV, ELV, 0-10 and TRIAC
<b>MAXIMUM RUN LENGTH</b>	12 Feet
<b>FIELD CUTTABLE</b>	Every 1 in
<b>IP RATING</b>	IP45 dry location (indoor)
<b>LUMEN MAINTENANCE</b>	50,000 hrs.
<b>OPERATING TEMPERATURE</b>	-40°F(-40°C)~+140°F(+60°C)
<b>BINNING</b>	1.5 Step Macadam Elipse
<b>CERTIFICATIONS</b>	UL listed, TITLE 24 JA8
<b>DIMENSIONS</b>	0.39" x 0.045 (width x height)

### FEATURES

- 5.5W per Foot
- 500+ Lumens
- 90+ CRI
- California TITLE 24 JA8 compliant
- Field cuttable
- Suitable for accent or ambient lighting
- Multiple CCT options available
- Superior COLOR RENDERING INDEX (CRI)
- Available in 24V
- UL Listed
- Dimmable with CORE Lighting dimmable drivers

	COLOR TEMP	CRI	LUMEN/FT
	2400K	95	500+
	2700K	95	500+
	3000K	95	500+
	3500K	95	500+
	4000K	95	500+
	5000K	95	500+



# LSM-55 5.5W Indoor Flexible LED Strip

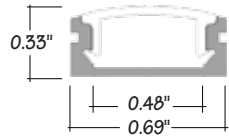
## STANDARD ORDERING CODE

Model	Color Temp	Length	Voltage
LSM-55	24K - 2400K	16 - 16.4 Ft.	24V - 24V DC
	27K - 2700K	100 - 100 Ft.	
	30K - 3000K	PF - Per foot	
	35K - 3500K		
	40K - 4000K		
	50K - 5000K		

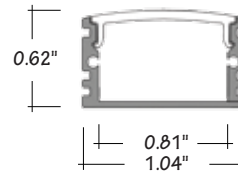
## CUSTOMIZED LENGTH ORDERING CODE

Model	Color Temp	Length	Voltage	Profile
LSM-55	24K - 2400K	XX - Custom Length	24V - 24V DC	See pp3-4 for options
	27K - 2700K			
	30K - 3000K			
	35K - 3500K			
	40K - 4000K			
	50K - 5000K			

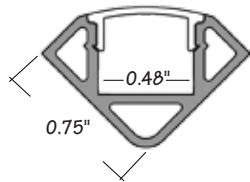
## COMPATIBLE ALUMINUM PROFILES



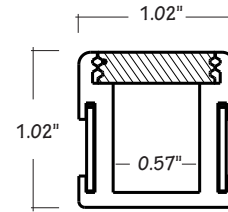
**ALU-SF SURFACE MOUNT**  
**LENGTHS** 39<sup>3/8"</sup>, 78<sup>7/8"</sup>, 98"  
**LENS** Clear, Frosted  
**FINISH** Anodized Aluminum, Black



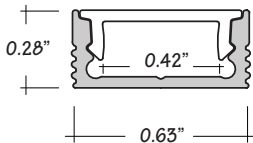
**ALU-DS100 SURFACE MOUNT**  
**LENGTHS** 39<sup>3/8"</sup>, 78<sup>7/8"</sup>, 96"  
**LENS** Clear and Frosted  
**FINISH** Anodized Aluminum



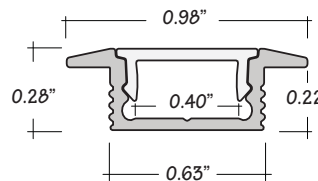
**ALU-CN SURFACE / CORNER**  
**LENGTHS** 39<sup>3/8"</sup>, 78<sup>7/8"</sup>, 98"  
**LENS** Clear, Frosted  
**FINISH** Anodized Aluminum, Black



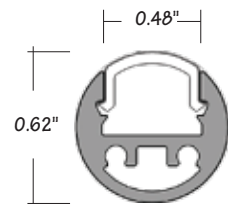
**ALP-24 IN-GROUND**  
**LENGTHS** 39<sup>3/8"</sup>, 78<sup>7/8"</sup>  
**LENS** Frosted  
**FINISH** Anodized Aluminum



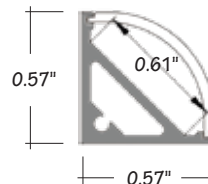
**ALP-20 SURFACE MOUNT**  
**LENGTHS** 49.25", 98.5"  
**LENS** Frosted  
**FINISH** White | Black | Silver



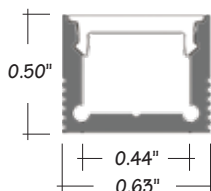
**ALP-20R RECESSED MOUNT**  
**LENGTHS** 49.25", 98.5"  
**LENS** Frosted  
**FINISH** White | Black | Silver



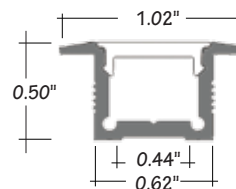
**ALP-35 SURFACE MOUNT**  
**LENGTHS** 48", 96"  
**LENS** Frosted  
**FINISH** Anodized Aluminum



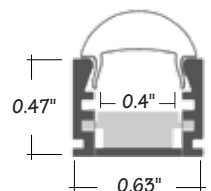
**ALP-50C SURFACE / CORNER**  
**LENGTHS** 49.25", 98.5"  
**LENS** Frosted  
**FINISH** White | Black | Silver



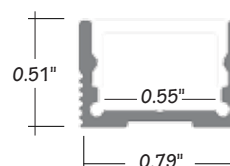
**ALP-60 SURFACE MOUNT**  
**LENGTHS** 49.25", 98.5"  
**LENS** Frosted  
**FINISH** White | Black | Silver



**ALP-60R RECESSED MOUNT**  
**LENGTHS** 49.25", 98.5"  
**LENS** Frosted  
**FINISH** White | Black | Silver

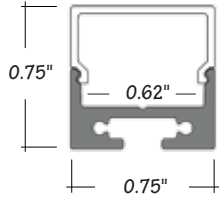


**ALP-65 SURFACE MOUNT**  
**LENGTHS** 49.25", 98.5"  
**LENS** Frosted  
**FINISH** Anodized Aluminum  
**OPTICS** 10°, 30° and 60°

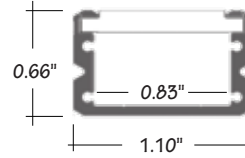


**ALP-70 SURFACE MOUNT**  
**LENGTHS** 49.25", 98.5"  
**LENS** Frosted  
**FINISH** White | Black | Silver

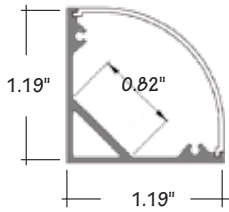
## COMPATIBLE ALUMINUM PROFILES



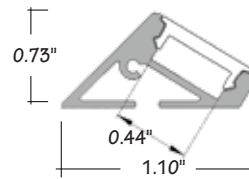
**ALP-80**    **SURFACE OR SUSPENDED**  
**LENGTHS**    49.25" , 98.5"  
**LENS**    Frosted  
**FINISH**    Anodized Aluminum



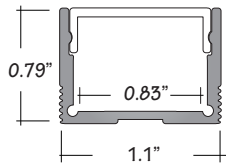
**ALP-90**    **SURFACE MOUNT**  
**LENGTHS**    48" and 96"  
**LENS**    Frosted  
**FINISH**    Anodized Aluminum



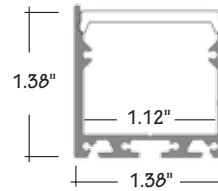
**ALP-100C**    **SURFACE / CORNER**  
**LENGTHS**    49.25" , 98.5"  
**LENS**    Frosted  
**FINISH**    Anodized Aluminum



**ALP-110**    **SURFACE MOUNT**  
**LENGTHS**    49.25" , 98.5"  
**LENS**    Frosted  
**FINISH**    Anodized Aluminum

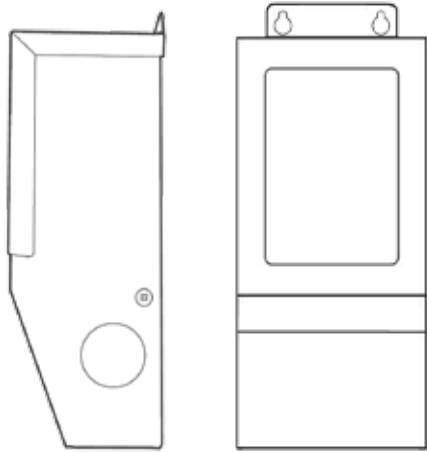


**ALP-130**    **SURFACE / SUSPENSION**  
**LENGTHS**    49.25" , 98.5"  
**LENS**    Frosted  
**FINISH**    Anodized Aluminum



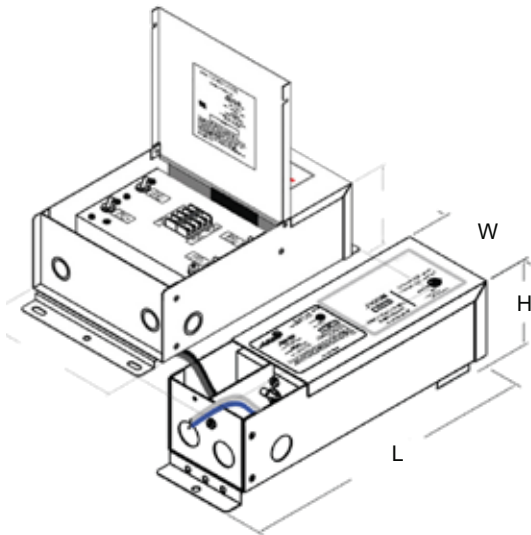
**ALP-140**    **SURFACE / SUSPENSION**  
**LENGTHS**    49.25" , 98.5"  
**LENS**    Frosted  
**FINISH**    Anodized Aluminum

## COMPATIBLE TRANSFORMERS



### PSDM SERIES DIMMABLE MAGNETIC LOW VOLTAGE (MLV)

<b>PSDM-20W-24V</b>	CLASS 2	5.6" x 2" x 2.14"
<b>PSDM-40W-24V</b>	CLASS 2	5.6" x 2" x 2.14"
<b>PSDM-60W-24V</b>	CLASS 2	6.5" x 2.3" x 2.5"
<b>PSDM-100W-24V</b>	CLASS 2	6.5" x 2.3" x 2.5"
<b>PSDM-150W-24V</b>		9.8" x 3" x 3"
<b>PSDM-192W-24V</b>	CLASS 2	7.0" x 7.0" x 3.2"
<b>PSDM-200W-24V</b>		9.8" x 3" x 3"
<b>PSDM-288W-24V</b>	CLASS 2	9.8" x 4.2" x 3.5"
<b>PSDM-300W-24V</b>		7.0" x 7.0" x 3.2"



### PSDH SERIES HIGH PERFORMANCE MLV

<b>PSDH-48W-24V</b>	CLASS 2	11.25" x 3.37" x 3.25"
<b>PSDH-96W-24V</b>	CLASS 2	11.25" x 3.37" x 3.25"
<b>PSDH-288W-24V</b>	CLASS 2	14.25" x 8.43" x 4.43"

## COMPATIBLE TRANSFORMERS



### PSDL SERIES TRIAC DIMMABLE

PSDL-30W-24V	CLASS 2	6.5"x 3.63"x 1.03"
PSDL-60W-24V	CLASS 2	7.4"x 3.63"x 1.03"
PSDL-96W-24V	CLASS 2	8.67"x 3.67"x 1.62"
PSDL-150W-24V		8.67"x 3.67"x 1.62"
PSDL-192W-24V		10.25"x 4.06"x 1.82"
PSDL-200W-24V		10.25"x 4.06"x 1.82"
PSDL-288W-24V		10.25"x 4.06"x 1.82"
PSDL-300W-24V		10.25"x 4.06"x 1.82"

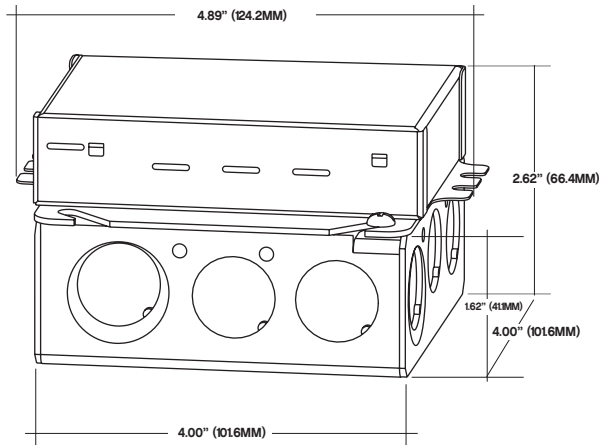
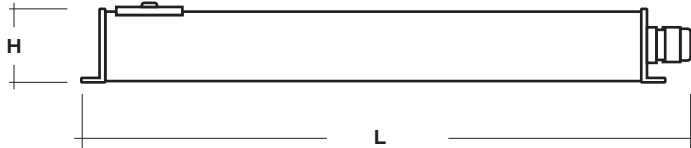


### PSHK SERIES NON-DIMMING WITH JUNCTION BOX

PSHK-30W-24V-UNV	CLASS 2	6.5" X 3.6" X 1.02"
PSHK-60W-24V-UNV	CLASS 2	7.4" X 3.62" X 1.02"
PSHK-96W-24V-UNV	CLASS 2	8.66" X 3.66" X 1.61"
PSHK-150W-24V-UNV		10.24" X 4.06" X 1.81"
PSHK-200W-24V-UNV		10.24" X 4.06" X 1.81"
PSHK-300W-24V-UNV		10.94" X 4.25" X 1.81"

# LSM-55 5.5W Indoor Flexible LED Strip

## COMPATIBLE TRANSFORMERS



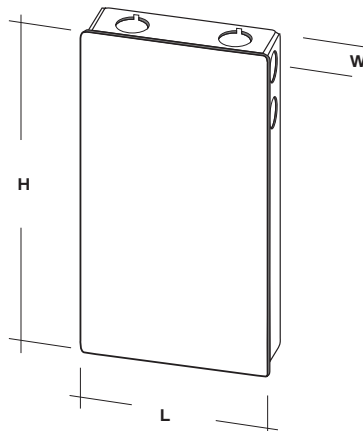
### PSDE SERIES 0-10V DIMMING WITH JUNCTION BOX

**PSDE-100W-24V-010-JB** CLASS 2 12.32" x 1.77" x 1.67"

### LUTRON 1% 2 OR 3-WIRE DIMMING

**LTEA4U1UKL-CV240** CLASS 2 4.0" x 1.5" x 4.0"

**L3DA4U1UKL-CV240** CLASS 2 4.0" x 1.5" x 4.0"



### LUTRON 1%

**PSDE-96W-24V-ECO** CLASS 2 10.5" x 3.0" x 2.0"