

SPECIFICATION SHEET

JOB NAME: _____
 LOCATION: _____
 QUOTE/REF#: _____



The **ALP-2200** is an Architectural Grade, recessed mount, LED extrusion profile designed for wall applications. It fits indoor linear LED strips up to 10mm wide. With a depth of only 0.49" (12.5MM), the **ALP-2200** can be easily recessed and installed within the dry wall. The **ALP-2200** is manufactured with a patented frosted diffuser for maximum lumen output and wide beam distribution.

FEATURES

- Field cuttable
- Accommodates LED strips up to 10mm wide
- Installs within drywall depth
- Recessed mount to fit flush onto installation surface
- Frosted Lens diffuser included
- Matte white powder coated finish

SPECIFICATIONS

TYPE	Recessed mount
AVAILABLE LENGTHS	48" & 96"
FINISH	Matte White
LENS OPTIONS	Frosted
TRANSFORMER	Remote

Compatible with LED strips up to 0.4" (10mm) wide.

LED strips sold separately

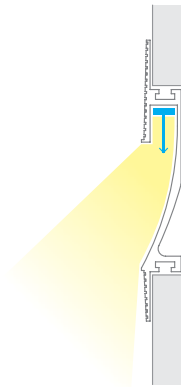
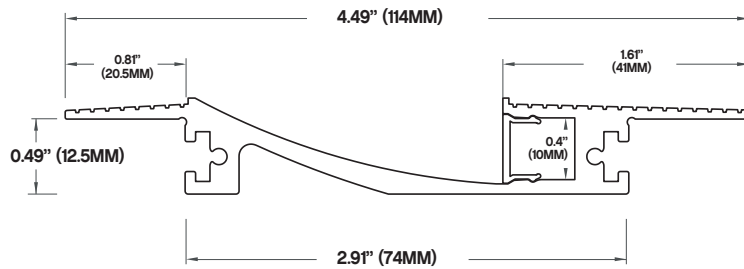
Remote mounted low voltage power supply sold separately.

COMPONENTS

CHANNEL	ALP-2200TL
LENS	ALP-2200TL-LN (included)
END CAP	ALP-2200TL-EC (sold separately)
STRAIGHT CONNECTOR	ALP-2000TL-STB (sold separately)
INTERNAL CONNECTOR	ALP-2000TL-INB (sold separately)

Frosted lens diffuser included with every channel

Custom color finishes available (powder coating - additional fees apply).

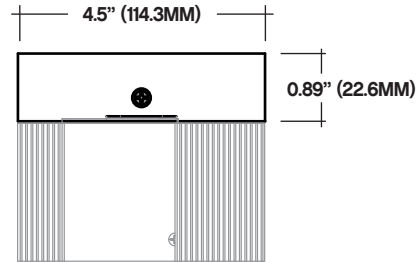


ORDERING GUIDE EX: ALP-2200TL-48-FR

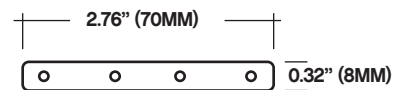
ALP-2200TL		
MODEL	SIZE	LENS
	48 - 48" 96 - 96"	FR - Frosted Lens

COMPATIBLE ACCESSORIES

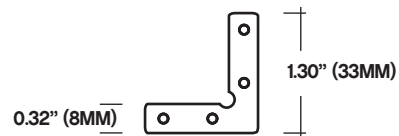
ALP2200TL-EC I END CAP



ALP2000TL-STB I STRAIGHT CONNECTOR
(sold separately)



ALP2000TL-INB I INTERNAL CONNECTOR
(sold separately)



COMPATIBLE LED STRIPS

Indoor	Outdoor	Indoor Color-changing
LSM-15 1.5W/FT, 120 Lumens		
LSM-25 2.2W/FT, 185 Lumens		
LSM-30 3.0W/FT, 250 Lumens		
LSM-45 4.4W/FT, 370 Lumens		
LSP-50 4.4W/FT, 380 Lumens		
LSM-55 5.5W/FT, 500+ Lumens		