

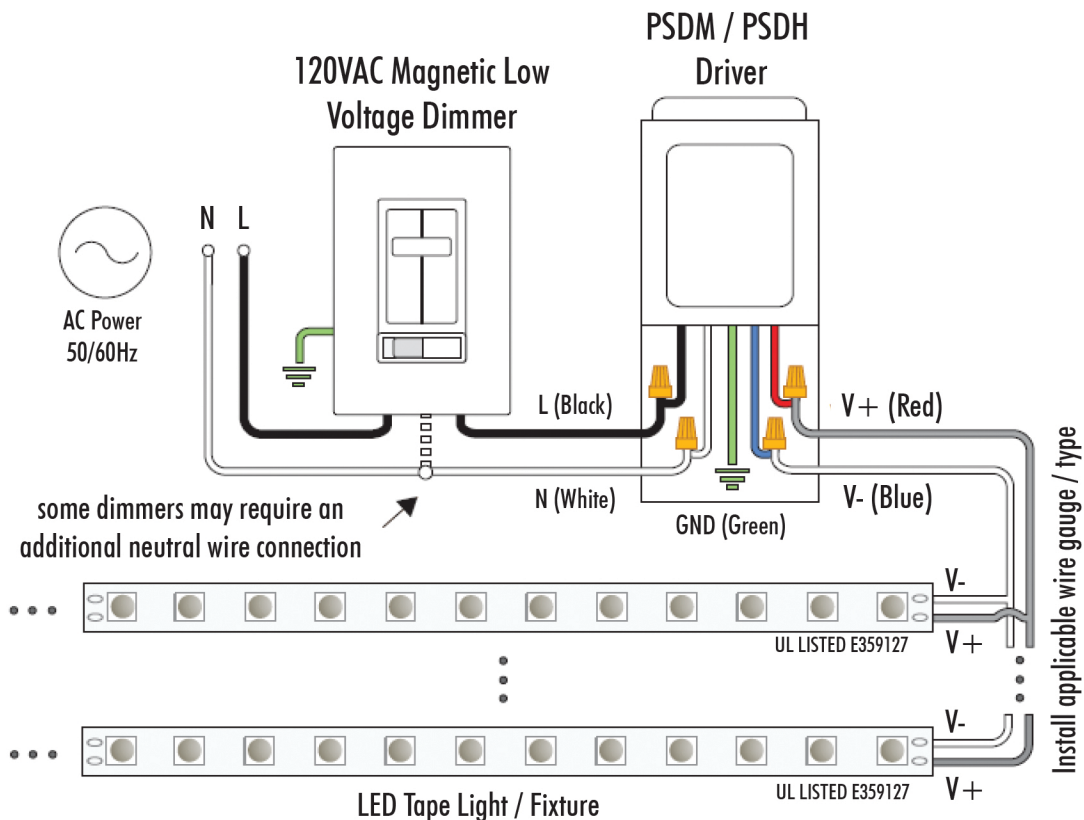
# PSDM / PSDH DRIVER INSTALLATION GUIDE







Job Name:

Address:

## WARNING

**DO NOT CONNECT DIRECTLY TO  
HIGH VOLTAGE POWER SUPPLY**



-  Install in accordance with national and local electrical code regulations.
-  This product is intended to be installed and serviced by a qualified, licensed electrician
-  This product must be powered with a complete Class 2 DC Constant Voltage LED Driver (power supply).
-  DO NOT power tape light while attached to plastic spool or tightly coiled. Excess heat may melt the spool and/or cause damage to the fixture.
-  DO NOT install in a location where LED chips are exposed to direct sunlight or damage to the phosphor will occur
-  Ensure applicable wire is installed between driver, fixture and any controls in between. When choosing wire, factor in voltage drop, amperage rating, and type (in-wall rated, wet location rated, etc.) Inadequate wire installation could overheat wires, and cause a fire.