

SPECIFICATION SHEET

JOB NAME: _____
 LOCATION: _____
 QUOTE/REF#: _____



The **ALP-230N** is an Architectural Grade LED extrusion profile designed to fit linear LED strips up to 33mm wide. It can be surface, suspended or recessed mount. It features optional corner / angle connectors for seamless attachments. Made from high quality aluminum, these extrusions provide superior thermal management for higher wattage LED strips and prolong the overall lifetime of your lighting system. The **ALP-230N** is manufactured with a patented frosted diffuser for maximum lumen output and wide beam distribution. The **ALP-230N** also helps protect LED's from dust and other undesirable elements, which can shorten the lifetime of the LED.

FEATURES

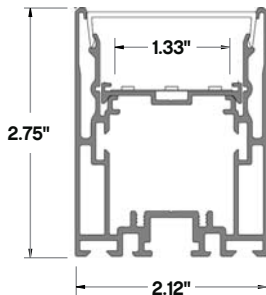
- Customizable
- Ideal for surface, suspended and recessed applications
- optional T, L and X connectors for corners and angles
- Durable, military grade aluminum
- Protects LED systems from dust and other elements
- Dissipates heat from LED, prolonging its lifetime

SPECIFICATIONS

TYPE	Surface, Suspended & Recessed mount
AVAILABLE LENGTHS	49.25" and 98.5"
FINISH	Anodized Silver
LENS OPTIONS	Frosted
Compatible with LED strips up to 1.33" / 1 ^{5/16} " / 33mm wide.	
LED tape light sold separately.	
Remote mounted low voltage power supply sold separately.	
Power supplies available in 120V and 277 options.	
Frosted lens included with each channel.	
Two (2) end caps included with every channel.	
Custom color finishes available (powder coating).	

COMPONENTS

PROFILE	ALP-230N
LENS	ALP-230N-LN
END CAP	ALP-230N-EC
L-CONNECTOR (OUTSIDE)	ALP-230N-L90W
L-CONNECTOR (INSIDE)	ALP-230N-L90N
L-CONNECTOR (SIDE)	ALP-230N-L90
T-CONNECTOR	ALP-230N-T90
X-CONNECTOR	ALP-230N-X90
EXTENSION COUPLING	ALP-230N-SC
N-TYPE CLIP	ALP-230N-RE
BUTTERFLY CLIP	ALP-230N-RB



ORDERING GUIDE


ALP-230N							
MODEL	SIZE	LENS	LIGHT ENGINE	COLOR TEMP	VOLTAGE	DRIVER	MOUNTING
	49 - 49.25 Inches 98 - 98.5 Inches CC - Custom Cut	FR - Frosted Lens	See p.3 for compatible tape lights	See tape light specs for options	See tape light specs for options	REM - Remote dimming & non-dimming	SF - Surface SUS - Suspended RE - Recessed

COMPONENTS | ACCESSORIES

ALP-230N-LN | Plastic Lens (included)

TYPE FR (frosted)


LENGTHS 49.25" and 98.5"



ALP-230N | Aluminum Profile

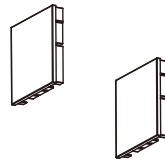
MOUNTING Surface, Suspended & Recessed

LENGTHS 49.25" and 98.5"



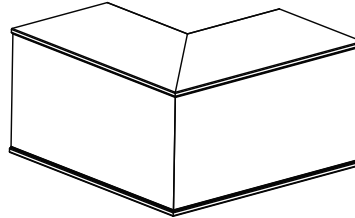
ALP-230N-EC | End Cap

*Two end caps included with every profile

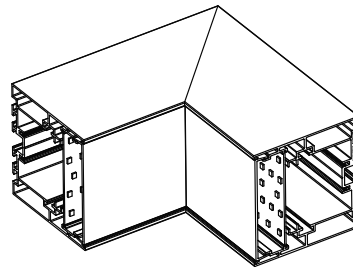


OPTIONAL ACCESSORIES (SOLD SEPARATELY)

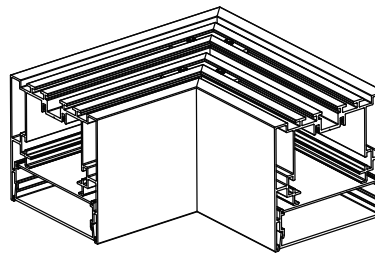
ALP-230N-L90W | L connector (OUTSIDE)



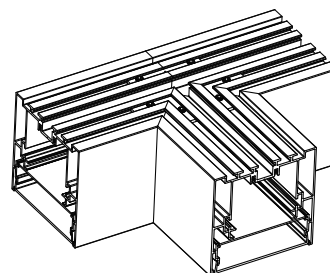
ALP-230N-L90N | L connector (INSIDE)



ALP-230N-L90 | L connector (SIDE)

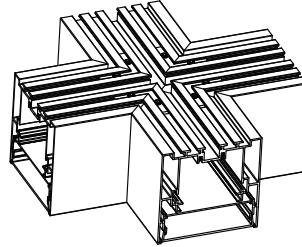


ALP-230N-T90 | T connector




OPTIONAL ACCESSORIES (SOLD SEPARATELY)

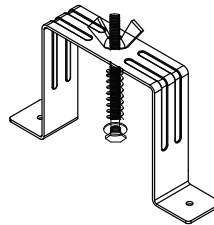
ALP-230N-X90 | X connector



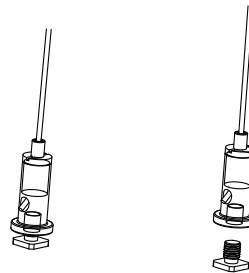
ALP-230N-SC | Seamless connector



ALP-230N-RE | N type clip



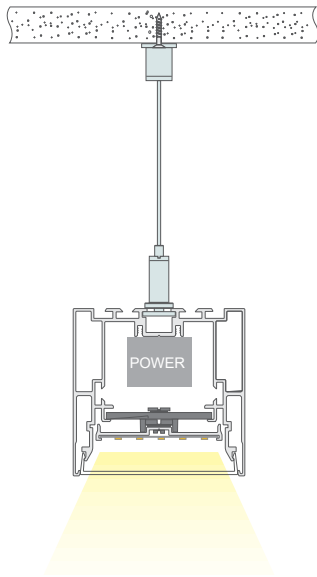
ALP-CS12 | Suspension Kit
(sold separately)



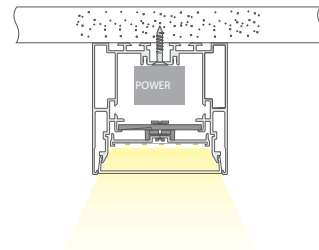
MOUNTING OPTIONS



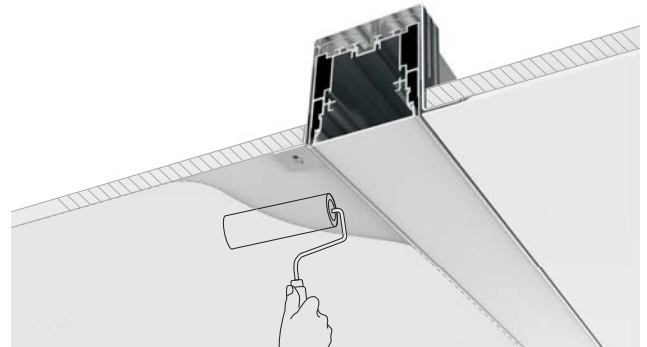
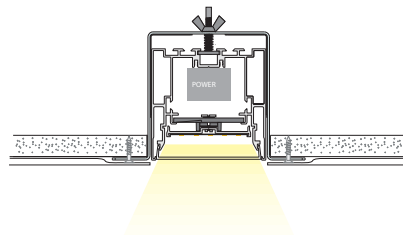
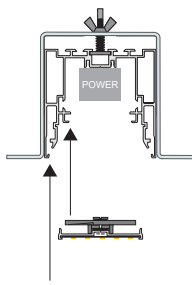
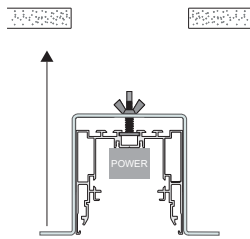
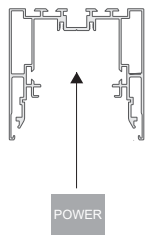
Suspended / Pendant



Surface



Recessed



TAPE LIGHT - CHANNEL COMPATIBILITY

	INDOOR LED STRIPS		OUTDOOR LED STRIPS		RGB & RGBW
✓	LSM-15 1.5W / FT. 120 Lumens	✓	LSMW-15 1.5W / FT. 120 Lumens	✓	LSP-20RGB 2.2W / FT. 82 Lumens
✓	LSM-25 2.2W / FT. 185 Lumens	✓	LSMW-25 2.2W / FT. 185 Lumens	✓	LSP-50RGB 4.4W / FT. 165 Lumens
✓	LSM-30 3.0W / FT. 250 Lumens	✓	LSMW-30 3.0W / FT. 250 Lumens	✓	LSP-80RGB 8.8W / FT. 720 Lumens
✓	LSM-45 4.4W / FT. 370 Lumens	✓	LSMW-60 6.0W / FT. 500 Lumens	✓	LSP-50RGBW 4.4W / FT. 165 Lumens
✓	LSM-55 5.5W / FT. 500+ Lumens			✓	LSP-80RGBW 8.8W / FT. 720 Lumens
✓	LSP-50 4.4W / FT. 380 Lumens				
✓	LSM-60 6.0W / FT. 500 Lumens				
✓	LSM-60MX 6.0W / FT. 500 Lumens				
✓	LSP-80 8.8W / FT. 720 Lumens				
✓	LSM-70HF 6.6W / FT. 698 Lumens				
✓	LSM-90HF 7.9W / FT. 930 Lumens				